

A G E N D A

JAMES CITY COUNTY BOARD OF SUPERVISORS

WORK SESSION

County Government Center Board Room

June 28, 2005

4:00 P.M.

A. CALL TO ORDER

B. ROLL CALL

C. BOARD DISCUSSIONS

1. Youth Advisory Council
2. Proposal to Create a Public Transit Authority

D. RECESS

062805bsws.age

MEMORANDUM

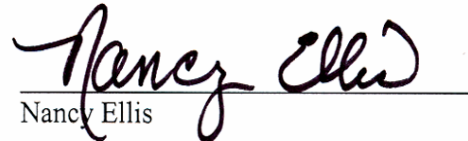
DATE: June 28, 2005
TO: The Board of Supervisors
FROM: Nancy Ellis, Director of Youth Services
SUBJECT: Youth Advisory Council

The Youth Advisory Council was formed six years ago for the purpose of serving as a link between the youth of James City County and the government of James City County. The Council serves as a forum for the youth of the County to present their ideas, needs and suggestions and to enhance the awareness of needs, challenges, and issues affecting the youth of James City County.

The Council is comprised of 15 youth who represent a diverse population by gender, race, school, grade, and income status. Youth are required to complete an application and interview process and must have a positive reference from a teacher.

As with previous work sessions, the Council felt a work session would be a good opportunity to facilitate dialogue between the groups and allow for improved understanding of their relationship with the Board.

The Council will provide the Board with an overview of their accomplishments, their goals for the coming years, and some feedback concerning what they perceive to be pressing issues in our community. Attached are the results of the biannual survey developed and administered by the Council as part of their responsibilities. The Board may find this information useful in the upcoming discussions with the Council.


Nancy Ellis

CONCUR:


Needham S. Cheely, III

NE/gb
Youthcoun.mem

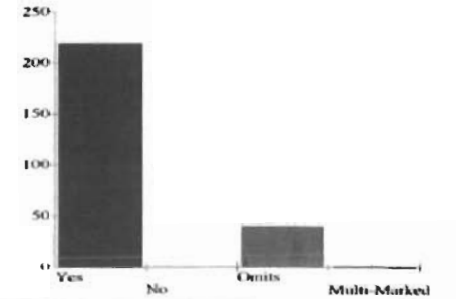
Attachment

Youth Council Survey Results Middle School

Youth Advisory Council Survey

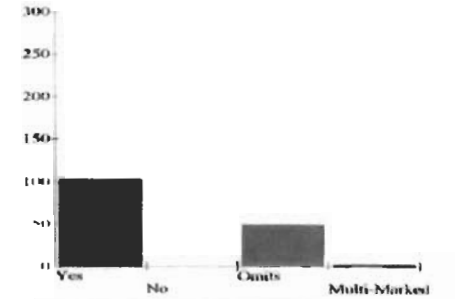
1. As a teen, do you feel that there are enough extracurricular activities to do in the community?

Choice		Count	Percent
1	Yes	219	49%
2	No	190	42%
Omits		40	9%
Multi-Marked		1	0%



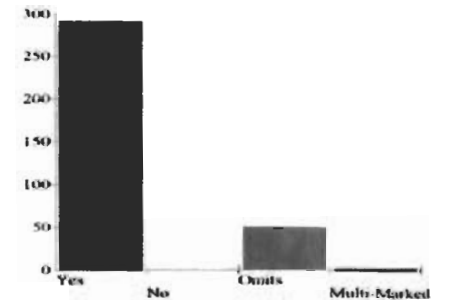
3. Do you use the county's transportation?

Choice		Count	Percent
1	Yes	103	23%
2	No	296	66%
Omits		49	11%
Multi-Marked		2	0%



5. Would you attend this center?

Choice		Count	Percent
1	Yes	292	65%
2	No	106	24%
Omits		50	11%
Multi-Marked		2	0%

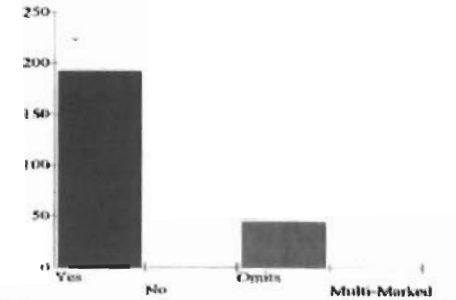


Youth Council Survey Results Middle School

Youth Advisory Council Survey

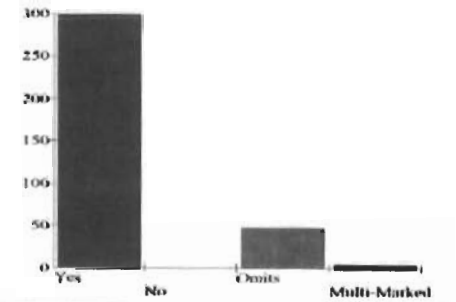
6. Would you use a tutoring service if it was free?

Choice		Count	Percent
1	Yes	192	43%
2	No	213	47%
Omits		45	10%
Multi-Marked		0	0%



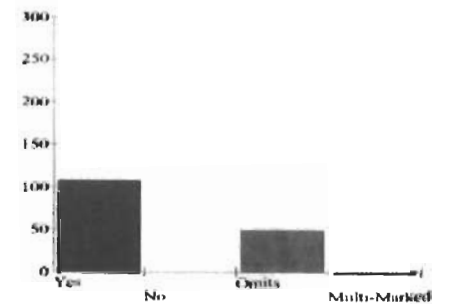
7. Do you feel as a teen you have a sense of belonging?

Choice		Count	Percent
1	Yes	299	66%
2	No	98	22%
Omits		48	11%
Multi-Marked		5	1%



8. Do you feel intimidated by using the current recreation facilities?

Choice		Count	Percent
1	Yes	107	24%
2	No	292	65%
Omits		49	11%
Multi-Marked		2	0%




Youth Council Survey Results Middle School

Youth Advisory Council Survey

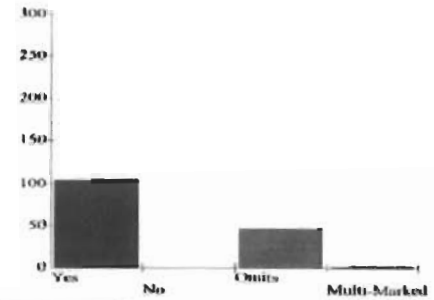
9. Do you feel safe walking through your neighborhood at night?

Choice		Count	Percent
1	Yes	298	66%
2	No	104	23%
Omits		47	10%
Multi-Marked		1	0%



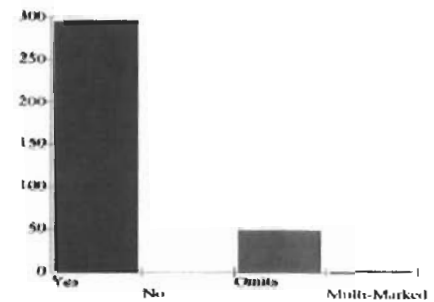
10. Do you feel there are enough jobs for youth?

Choice		Count	Percent
1	Yes	103	23%
2	No	299	66%
Omits		47	10%
Multi-Marked		1	0%



11. Would you consider taking advantage of out of school extracurricular activities?

Choice		Count	Percent
1	Yes	294	65%
2	No	106	24%
Omits		49	11%
Multi-Marked		1	0%

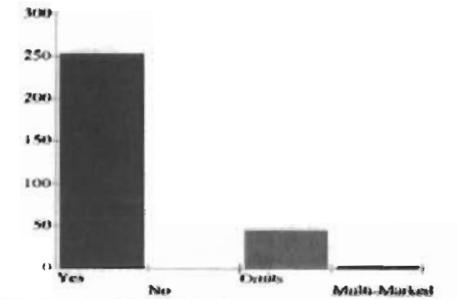


Youth Council Survey Results Middle School

Youth Advisory Council Survey

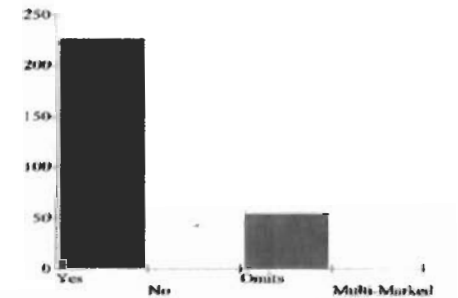
12. Would you take advantage of community trips out of James City County?

Choice		Count	Percent
1	Yes	253	56%
2	No	150	33%
Omits		45	10%
Multi-Marked		2	0%



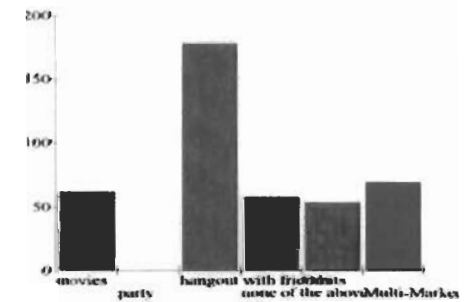
13. Do you consider money a problem when finding things to do on the weekends?

Choice		Count	Percent
1	Yes	225	50%
2	No	171	38%
Omits		54	12%
Multi-Marked		0	0%



What do you do for fun on a weekend night?

Choice		Count	Percent
1	movies	61	14%
2	party	32	7%
3	hangout with friends	178	40%
4	none of the above	57	13%
Omits		53	12%
Multi-Marked		69	15%

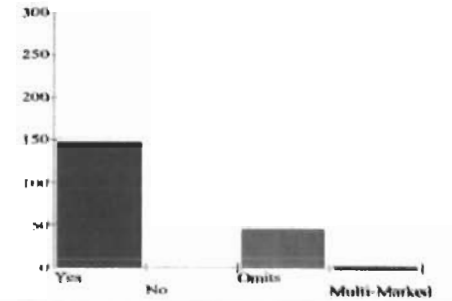


Youth Council Survey Results Middle School

Youth Advisory Council Survey

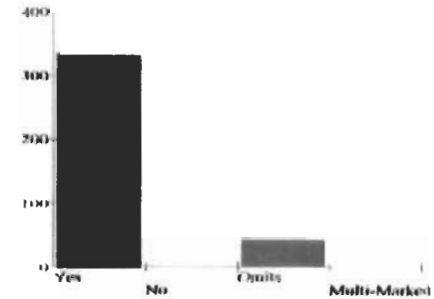
2. Is transportation a problem to get from place to place?

Choice		Count	Percent
1	Yes	147	33%
2	No	256	57%
Omits		45	10%
Multi-Marked		2	0%



4. Would you like a Teen Recreation Center with athletic, student, and fitness facilities?

Choice		Count	Percent
1	Yes	335	74%
2	No	73	16%
Omits		42	9%
Multi-Marked		0	0%

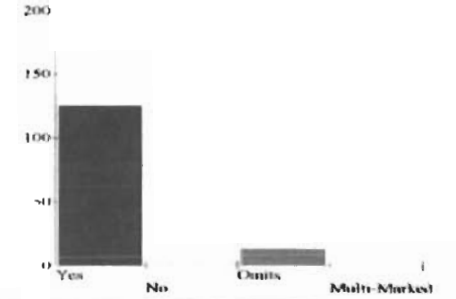


Youth Council Survey Results High School

Youth Advisory Council Survey

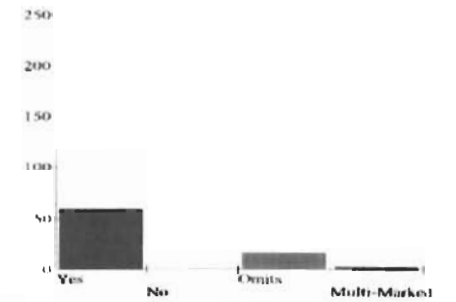
1. As a teen, do you feel that there are enough extracurricular activities to do in the community?

	Choice	Count	Percent
1	Yes	125	40%
2	No	178	56%
	Omits	13	4%
	Multi-Marked	0	0%




3. Do you use the county's transportation?

	Choice	Count	Percent
1	Yes	59	19%
2	No	239	76%
	Omits	16	5%
	Multi-Marked	2	1%



5. Would you attend this center?

	Choice	Count	Percent
1	Yes	203	64%
2	No	96	30%
	Omits	17	5%
	Multi-Marked	0	0%




Youth Council Survey Results High School

Youth Advisory Council Survey


6. Would you use a tutoring service if it was free?

Choice		Count	Percent
1	Yes	153	48%
2	No	148	47%
Omits		15	5%
Multi-Marked		0	0%



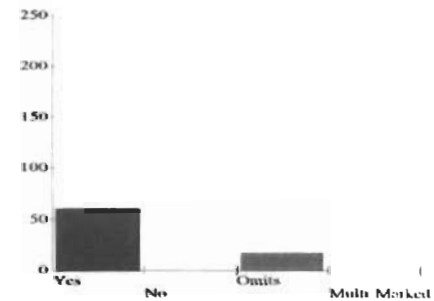
7. Do you feel as a teen you have a sense of belonging?

Choice		Count	Percent
1	Yes	219	69%
2	No	81	26%
Omits		16	5%
Multi-Marked		0	0%



8. Do you feel intimidated by using the current recreation facilities?

Choice		Count	Percent
1	Yes	60	19%
2	No	239	76%
Omits		17	5%
Multi-Marked		0	0%

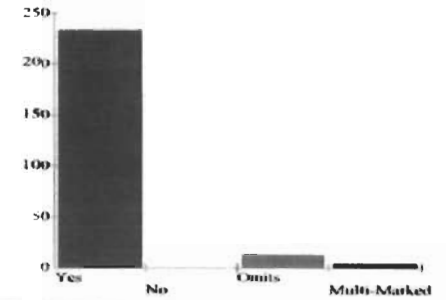


Youth Council Survey Results High School

Youth Advisory Council Survey

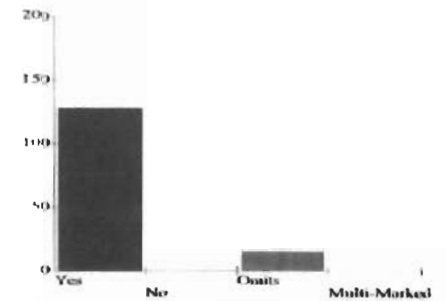
9. Do you feel safe walking through your neighborhood at night?

Choice		Count	Percent
1	Yes	233	74%
2	No	66	21%
Omits		13	4%
Multi-Marked		4	1%



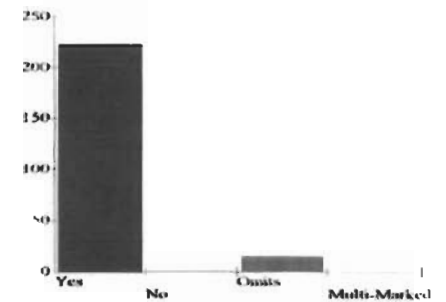
10. Do you feel there are enough jobs for youth?

Choice		Count	Percent
1	Yes	128	41%
2	No	173	55%
Omits		15	5%
Multi-Marked		0	0%



11. Would you consider taking advantage of out of school extracurricular activities?

Choice		Count	Percent
1	Yes	222	70%
2	No	79	25%
Omits		15	5%
Multi-Marked		0	0%

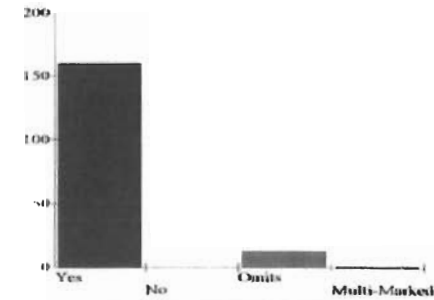


Youth Council Survey Results High School

Youth Advisory Council Survey


12. Would you take advantage of community trips out of James City County?

	Choice	Count	Percent
1	Yes	160	51%
2	No	142	45%
	Omits	13	4%
	Multi-Marked	1	0%



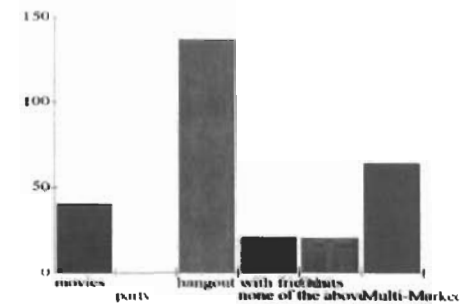
13. Do you consider money a problem when finding things to do on the weekends?

	Choice	Count	Percent
1	Yes	197	62%
2	No	103	33%
	Omits	16	5%
	Multi-Marked	0	0%



What do you do for fun on a weekend night?

	Choice	Count	Percent
1	movies	40	13%
2	party	34	11%
3	hangout with friends	137	43%
4	none of the above	21	7%
	Omits	20	6%
	Multi-Marked	64	20%

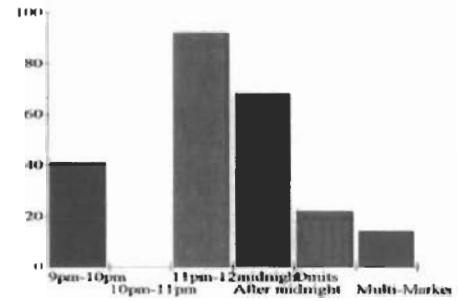


Youth Council Survey Results High School

Youth Advisory Council Survey

What time do you come home on Friday nights?

	Choice	Count	Percent
1	9pm-10pm	41	13%
2	10pm-11pm	79	25%
3	11pm-12midnight	92	29%
4	After midnight	68	22%
	Omits	22	7%
	Multi-Marked	14	4%

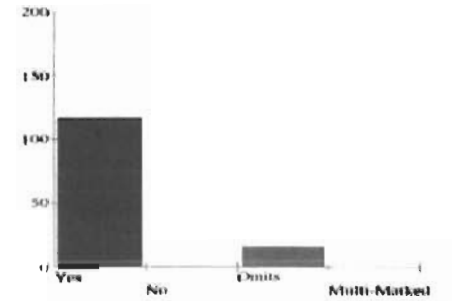


Youth Council Survey Results High School

Youth Advisory Council Survey


2. Is transportation a problem to get from place to place?

	Choice	Count	Percent
1	Yes	117	37%
2	No	183	58%
	Omits	16	5%
	Multi-Marked	0	0%



4. Would you like a Teen Recreation Center with athletic, student, and fitness facilities?

	Choice	Count	Percent
1	Yes	230	73%
2	No	75	24%
	Omits	11	3%
	Multi-Marked	0	0%



MEMORANDUM

DATE: June 28, 2005
TO: The Board of Supervisors
FROM: Doug Powell, Acting Manager of Community Services
SUBJECT: Proposal to Create a Public Transit Authority

Attached is the final report on the potential for creating a regional public transit Authority. Staff and the consultant who prepared the report will attend the Board's June 28 Work Session to discuss the report.

Staff will be seeking the Board's support to continue efforts toward creating a regional transit authority with a goal of implementation on July 1, 2006.



Doug Powell

DP/gb
TransitAuth.mem

Attachment

Williamsburg Area Public Transportation Study Final Report



April 2005

Prepared by
KFH Group, Inc.

Background—Existing Services

- **Williamsburg Area Transport**

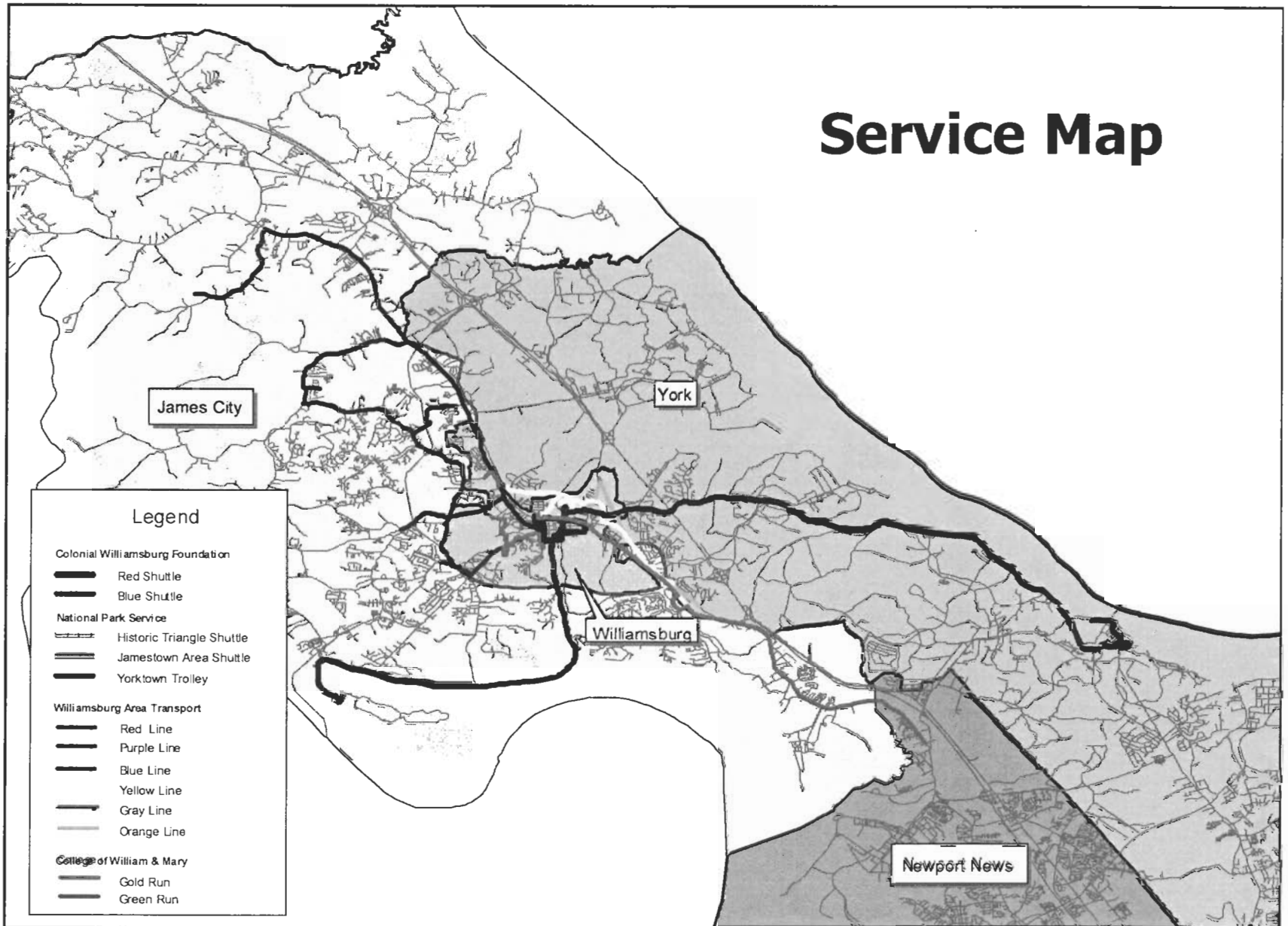
- Transportation system to citizens of James City County, the City of Williamsburg, and the Bruton District of York County
- 18 Transit Vehicles
- Serves the College of William and Mary Green and Gold routes



- **Colonial Williamsburg Foundation**

- 20 Transit Vehicles
- Bus system connecting the Visitor Center, the Historic Area, hotels, restaurants, and the Merchants Square shopping area
- Maintenance Facility

Service Map



Regional Transit Entity

- **Potential Benefits**

- All partners represented
- Single, seamless transportation service & organization
- Improved service quality
- Improved marketing ⇒ increased utilization
- Maximum use of available federal & state funds
- Expand service to meet regional goals
 - ❖ Mobility
 - ❖ Congestion Mitigation
 - ❖ Parking Management
 - ❖ Economic Development

Regional Transit Entity

- **Assumptions**

- Equitable allocation of local share costs
- Employee pay and benefits maintained
- Funding and governance methods \Rightarrow facilitate expansion
- Structure of entity board
- Stakeholder flexibility
- Entity must perform all functions well
- Recognition & compensation for stakeholders' resources
- Meeting contracted service needs
- Maximum use of existing resources



Operating Costs

	Local Share Amount	Payment in Lieu of Fares	Total Annual Operating	FY 05 Local Share ¹
James City County	\$160,231	--	\$160,231	\$354,500
City of Williamsburg	\$95,035	--	\$98,035	\$219,000
York County	\$64,477	--	\$64,477	\$66,500
College of William and Mary	\$68,891	\$168,000	\$236,891	\$262,085
Colonial Williamsburg Foundation	\$356,622	\$1,056,000	\$1,412,622	\$1,751,988
Newport News	--	\$25,000	\$25,000	\$25,000
NPS-Jamestown Shuttle	--	\$45,000	\$45,000	\$45,000
Total	\$748,256	\$1,294,000	\$2,042,256	\$2,724,073

¹Actual FY 05 local share includes both budgeted transit amounts and expenses incurred but not reflected as transit budget items in the JCC transit budget. This includes \$131,000 in James City County expenses not previously included, \$73,779 in College of William & Mary expenses, and \$75,000 in City of Williamsburg transportation center maintenance and operations costs.

Operating Costs (Cont'd)

- **Total Operating Contributions of CWM & CWF**
 - Contribution in lieu of fares
 - A share of the local match
- **Annual Changes Directly Related to Changes in Overall Budget Level**
- **Virginia State Funding ⇒ Reimbursement of Expenses**
 - Incurred two years prior to the funding year
- **Federal Funding is a Reimbursement Payment**
- **Thus, Federal and State Funding Not Immediately Available**

Capital Costs

- **Estimated Fleet Replacement & Limited Expansion Vehicle Costs Over 20 Years**
 - VDRPT 20-Year Needs Assessment methodology
 - TIP
 - Support vehicles
 - 2007 expanded fleet
- **Capital for Facility Needs**
 - Three simple transit centers
 - 85 shelters
- **Total 20 Year Estimated Capital Costs ⇒**
\$37,039,000
 - Vehicles: \$32,519,000 (vehicles using federal funds)
 - Facilities: \$4,520,000



Capital Costs (Cont'd)

- **Federal Transit Administration Capital Funding Will Pay 80 Percent \Rightarrow \$29,631,200**
- **VDRPT Will Fund a Significant Portion of the Remaining Local Share**
 - Varies year-to-year
 - Reasonable assumption is half the remaining local share, or ten percent of the total \Rightarrow \$3,703,900
- **Total Federal and State Estimated Capital Contribution \Rightarrow \$33,335,100**

Capital Costs (Cont'd)

- **Estimated Level Payment Annual Stakeholder Cost Shares**
 - For remaining ten percent
 - Over the 20-year period
 - Allocated based on operating cost shares

James City County	\$39,657
City of Williamsburg	\$24,264
York County	\$15,958
College of William and Mary	\$17,051
Colonial Williamsburg Foundation	<u>\$88,256</u>
Total	\$185,195

Future Growth

- **Initial Funding of Expansion Services**
- **Operations**
 - State Demonstration Funding (95%), or
 - Congestion Mitigation and Air Quality – CMAQ (50% of net deficit)
- **Capital**
 - CMAQ (80% federal)
- **If Expansion Services are Successful**
 - Fold miles and hours into overall calculation
 - Include replacement vehicles into the capital plan

Legal Structure-State Enabling Legislation

- **Two options include:**
 - Chapter 15.2-2400-2403: Creation of Service Districts permits “any two or more localities” to form a service district by ordinance; public transportation is an authorized service.
 - Chapter 15.2-4504-4526: Creation of Transportation Districts by cities or counties by ordinance
- **Including a public college or a private foundation as a member is not mentioned in the current enabling legislation**
- **This will require passage of specific legislation to create the regional entity for Williamsburg**

Governance

- **Board Role – Policy Maker**

- Fiduciary oversight/budget review and approval
- CEO selection and performance evaluation
- Service policies and standards
- Strategic planning
- Liaison with stakeholder elected officials, boards, staff
- Overall fiscal control
- Contracting
- Organizational priorities
- Community relations



Governance (Cont'd)

- **Board Member Selection**
- **Joint Powers-Type Organization**
 - Appointment by member stakeholder organizations
 - Paid stakeholder staff members nominated by executive, confirmed by policy-making boards
- **Board Length of Term – Three to Four Years**



Governance (Cont'd)

- **Possible Board Member Composition**

VDRPT (ex-officio, nonvoting)	
James City County	2
City of Williamsburg	1
York County	1
College of William and Mary	1
Colonial Williamsburg Foundation	<u>2</u>
	7

- **Advisory Committee**

- Community Representatives
- Including advocates, users, students, business community representatives, etc.

Proposed Timeline

- **July 1, 2005 – Begin Hiring Executive Director**
- **January 1, 2006 – Present Budget for Year 1**
- **March 30, 2006 – Completion of Legal Steps in the Creation of the Entity**
- **July 1, 2006 – Completion of Unification of Operations/Staffing Changes**

Williamsburg Area Public Transportation Study Final Report



April 2005

Prepared by
KFH Group, Inc.



Background—Existing Services

- **Williamsburg Area Transport**

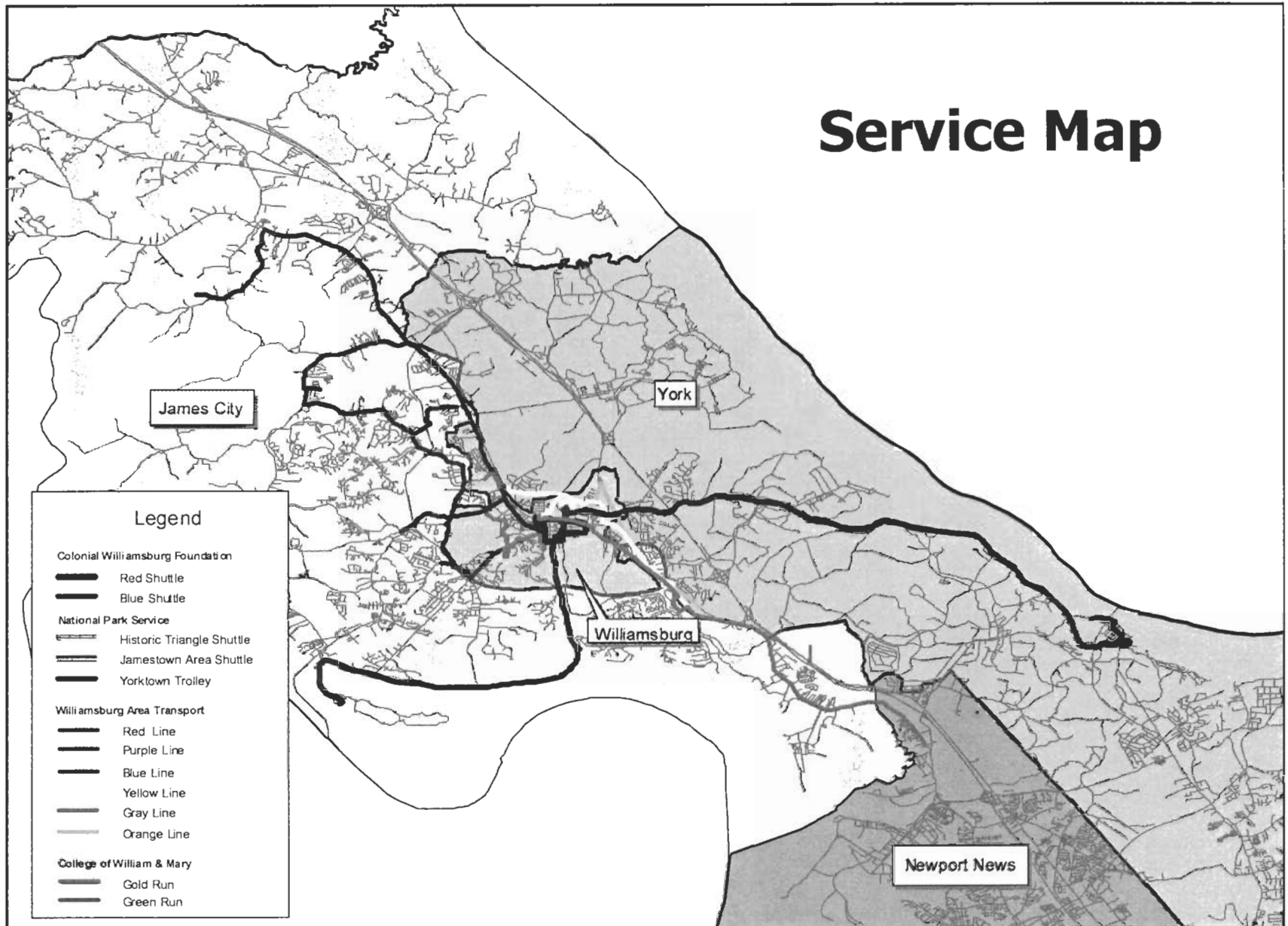
- Transportation system to citizens of James City County, the City of Williamsburg, and the Bruton District of York County
- 18 Transit Vehicles
- Serves the College of William and Mary Green and Gold routes



- **Colonial Williamsburg Foundation**

- 20 Transit Vehicles
- Bus system connecting the Visitor Center, the Historic Area, hotels, restaurants, and the Merchants Square shopping area
- Maintenance Facility

Service Map



Regional Transit Entity

- **Potential Benefits**

- All partners represented
- Single, seamless transportation service & organization
- Improved service quality
- Improved marketing ⇒ increased utilization
- Maximum use of available federal & state funds
- Expand service to meet regional goals
 - ❖ Mobility
 - ❖ Congestion Mitigation
 - ❖ Parking Management
 - ❖ Economic Development

Regional Transit Entity

- **Assumptions**

- Equitable allocation of local share costs
- Employee pay and benefits maintained
- Funding and governance methods \Rightarrow facilitate expansion
- Structure of entity board
- Stakeholder flexibility
- Entity must perform all functions well
- Recognition & compensation for stakeholders' resources
- Meeting contracted service needs
- Maximum use of existing resources



Operating Costs

	Local Share Amount	Payment in Lieu of Fares	Total Annual Operating	FY 05 Local Share ¹
James City County	\$160,231	--	\$160,231	\$354,500
City of Williamsburg	\$95,035	--	\$98,035	\$219,000
York County	\$64,477	--	\$64,477	\$66,500
College of William and Mary	\$68,891	\$168,000	\$236,891	\$262,085
Colonial Williamsburg Foundation	\$356,622	\$1,056,000	\$1,412,622	\$1,751,988
Newport News	--	\$25,000	\$25,000	\$25,000
NPS-Jamestown Shuttle	--	\$45,000	\$45,000	\$45,000
Total	\$748,256	\$1,294,000	\$2,042,256	\$2,724,073

¹Actual FY 05 local share includes both budgeted transit amounts and expenses incurred but not reflected as transit budget items in the JCC transit budget. This includes \$131,000 in James City County expenses not previously included, \$73,779 in College of William & Mary expenses, and \$75,000 in City of Williamsburg transportation center maintenance and operations costs.

Operating Costs (Cont'd)

- **Total Operating Contributions of CWM & CWF**
 - Contribution in lieu of fares
 - A share of the local match
- **Annual Changes Directly Related to Changes in Overall Budget Level**
- **Virginia State Funding ⇒ Reimbursement of Expenses**
 - Incurred two years prior to the funding year
- **Federal Funding is a Reimbursement Payment**
- **Thus, Federal and State Funding Not Immediately Available**

Capital Costs

- **Estimated Fleet Replacement & Limited Expansion Vehicle Costs Over 20 Years**
 - VDRPT 20-Year Needs Assessment methodology
 - TIP
 - Support vehicles
 - 2007 expanded fleet
- **Capital for Facility Needs**
 - Three simple transit centers
 - 85 shelters
- **Total 20 Year Estimated Capital Costs ⇒**
\$37,039,000
 - Vehicles: \$32,519,000 (vehicles using federal funds)
 - Facilities: \$4,520,000



Capital Costs (Cont'd)

- **Federal Transit Administration Capital Funding Will Pay 80 Percent ⇒ \$29,631,200**
- **VDRPT Will Fund a Significant Portion of the Remaining Local Share**
 - Varies year-to-year
 - Reasonable assumption is half the remaining local share, or ten percent of the total ⇒ \$3,703,900
- **Total Federal and State Estimated Capital Contribution ⇒ \$33,335,100**

Capital Costs (Cont'd)

- **Estimated Level Payment Annual Stakeholder Cost Shares**
 - For remaining ten percent
 - Over the 20-year period
 - Allocated based on operating cost shares

James City County	\$39,657
City of Williamsburg	\$24,264
York County	\$15,958
College of William and Mary	\$17,051
Colonial Williamsburg Foundation	<u>\$88,256</u>
Total	\$185,195

Future Growth

- **Initial Funding of Expansion Services**
- **Operations**
 - State Demonstration Funding (95%), or
 - Congestion Mitigation and Air Quality – CMAQ (50% of net deficit)
- **Capital**
 - CMAQ (80% federal)
- **If Expansion Services are Successful**
 - Fold miles and hours into overall calculation
 - Include replacement vehicles into the capital plan

Legal Structure-State Enabling Legislation

- **Two options include:**
 - Chapter 15.2-2400-2403: Creation of Service Districts permits “any two or more localities” to form a service district by ordinance; public transportation is an authorized service.
 - Chapter 15.2-4504-4526: Creation of Transportation Districts by cities or counties by ordinance
- **Including a public college or a private foundation as a member is not mentioned in the current enabling legislation**
- **This will require passage of specific legislation to create the regional entity for Williamsburg**

Governance

- **Board Role – Policy Maker**

- Fiduciary oversight/budget review and approval
- CEO selection and performance evaluation
- Service policies and standards
- Strategic planning
- Liaison with stakeholder elected officials, boards, staff
- Overall fiscal control
- Contracting
- Organizational priorities
- Community relations



Governance (Cont'd)

- **Board Member Selection**
- **Joint Powers-Type Organization**
 - Appointment by member stakeholder organizations
 - Paid stakeholder staff members nominated by executive, confirmed by policy-making boards
- **Board Length of Term – Three to Four Years**



Governance (Cont'd)

- **Possible Board Member Composition**

VDRPT (ex-officio, nonvoting)	
James City County	2
City of Williamsburg	1
York County	1
College of William and Mary	1
Colonial Williamsburg Foundation	<u>2</u>
	7

- **Advisory Committee**

- Community Representatives
- Including advocates, users, students, business community representatives, etc.

Proposed Timeline

- **July 1, 2005 – Begin Hiring Executive Director**
- **January 1, 2006 – Present Budget for Year 1**
- **March 30, 2006 – Completion of Legal Steps in the Creation of the Entity**
- **July 1, 2006 – Completion of Unification of Operations/Staffing Changes**