

A G E N D A

JAMES CITY COUNTY BOARD OF SUPERVISORS

WORK SESSION

May 27, 2014

4:00 P.M.

A. CALL TO ORDER

B. ROLL CALL

C. BOARD DISCUSSIONS

1. Joint Meeting with Planning Commission

D. ADJOURNMENT – until 7 p.m. for the Regular Meeting

052714bosws-age

MEMORANDUM

DATE: May 27, 2014


TO: The Board of Supervisors

FROM: Paul D. Holt, III, Planning Director

SUBJECT: Joint Planning Commission/Board of Supervisors Work Session - 2035 Comprehensive Plan, Longhill Road Corridor Study, and Mooretown Road Corridor Study


In preparation for the upcoming annual joint work session between the Planning Commission and Board of Supervisors, the Policy Committee recently discussed the status of the 2035 Comprehensive Plan update, the Longhill Road Corridor Study, and the Mooretown Road Corridor Study. Staff looks forward to the opportunity to discuss these topics with both the Commission and the Board.

In addition, Dr. Susan Willis, Director of the Virginia Tech Center for Survey Research, will present the results of the 2014 Citizen Survey. The report is attached for your reference.



Paul D. Holt, III

CONCUR:



Allen J. Murphy, Jr.

TMR/gb
JointWS-PCBOS-mem

Attachment:
1. 2014 Citizen Survey Report



James City County Citizens Survey

Summary of Results

**Prepared by:
The Virginia Tech Center for Survey Research**

May 2014



Table of Contents

Section Title	Page Number
Introduction	1
1 Methodology	2
2 Respondent Demographic Profile	8
3 Community Aspect Ratings	10
4 Land Use Issues	12
5 Perceptions of Safety	14
6 Educational and Tourism Programs	16
7 Taxes and Opportunities for Resource Use	18
8 County Communication with Citizens	20
9 Citizen Suggestions for County	22
10 Data Storage	24
Appendix A	2013-14 Survey Instrument
Appendix B	Response Frequencies For Close-ended Survey Items
Appendix C	Responses For Open-ended Survey Items

Introduction

In an effort to gather information regarding the opinions of James City County, Virginia citizens regarding County services and initiatives, the Virginia Tech Center for Survey Research (CSR) was contracted by James City County to conduct a citizens telephone survey. The CSR conducted similar surveys in 2001 and 2007 for the County. The series of telephone surveys was designed to measure citizen opinions regarding County services and projects and to assess the initiatives of the County government for use in planning. The overall objective of the survey process is to garner public input that will guide the use of James City County resources and foster continual improvement in the services provided to citizens. Additionally, the results will be used as part of the comprehensive planning process for the County.

For the administration of the 2013-14 James City County Citizens Survey, the CSR conducted a telephone survey of 606 residents of James City County. This report summarizes the data collection procedures and results of the 2013-14 survey. Section 1 provides an overview of the sampling design, survey instrument development and data collection procedures utilized by the CSR for the collection of the data. Section 2 provides a demographic profile of the survey respondents. Section 3 describes citizen ratings of a variety of aspects of James City County. Section 4 provides an overview of findings related to land use issues in the County. Section 5 discusses survey findings regarding citizen feelings of safety in the County. Section 6 provides the survey findings regarding educational and tourism programs in the County. Section 7 provides an overview of findings regarding the taxes paid by citizens in relation to services and

resource opportunities for the County to consider financing. Section 8 includes an overview of the survey findings related to County communication with citizens. Section 9 provides suggestions from citizens about the County. Section 10 provides information on the data storage for the survey project.

The 2013-14 survey instrument is included in *Appendix A*. *Appendix B* provides tables of response frequencies to all close-ended survey items. *Appendix C* provides responses to the open-ended survey items.

1

Methodology

Sampling Design

A random-digit dialing (RDD) method was employed by the CSR for the administration of the 2013-14 survey. Both listed and unlisted, as well as cellular telephone numbers were included in the sample for this project. CSR worked with Survey Sampling, Inc. of Fairfield, CT, to define the parameters of the sample. The survey sample was randomly generated from numbers available to James City County residents. Because some exchanges border areas outside James City County and because survey respondents sometimes report residing in a neighboring geographic area to the target area, a screener question was also included in the survey. The screener question confirmed James City County residence prior to beginning the survey with a potential respondent. Sample members reporting residence in a locality other than

James City County were eliminated from the eligible sample pool for calling. There were 655 sample members with this final call disposition code.

The 2013-14 survey sample was chosen in an RDD fashion in order to provide a representative, random cross-section of adults residing throughout James City County. Based on a total of 606 completed interviews, the survey has a sampling error of ± 3.9 percent. Therefore, in 95 out of 100 surveys completed with this number of interviews using the same sampling methodology and parameters, the results obtained would fall in a range of ± 3.9 percent of the results that would be achieved if interviews were completed with every potential respondent (in households with working telephones) residing in James City County. Smaller sampling errors are present for items on which there is polarized response (e.g. 90 percent identical response on an item).

Survey Instrument Design

The survey instrument used for this study was developed by the Virginia Tech Center for Survey Research in conjunction with staff members in the James City County Planning Office based on the surveys previously administered for the County. The telephone survey is designed to gather information about the opinions of James City County citizens regarding a variety of County initiatives, services and issues. After the initial telephone survey draft was developed, an instrument pre-test was conducted by the CSR in order to test the position of each survey item within the instrument, the wording of each item and the length of the interview. The survey pre-test was conducted with a small sample of randomly selected James City County citizens. After

minor modifications to the wording of several survey items, the instrument was tested again with a random sample of James City County citizens and was subsequently deemed to be suitable for data collection. The final version of the survey was approved by the James City County Planning Office for data collection purposes.

The survey instrument includes an initial screening question to ensure that the respondent currently resides in James City County. Interviews were ended after the initial screening question for those respondents who reported that they did not reside in James City County. All survey respondents were asked how many years they have lived in James City County and where they lived before moving to James City County if they moved to the County less than six years ago. Initial survey items include measures of citizen ratings of the quality of a broad variety of community aspects of the County. A variety of items regarding land use and services are also included in the survey instrument. Several survey items regarding County government communication levels and mechanisms are included near the end of the survey. Open-ended survey items were also included in order to allow citizens to provide suggestions for future directions for the County. A number of items related to opportunities for resource expenditures in relation to taxation were also included in the survey as were a number of items capturing demographic information about each respondent.

Attempts to improve survey items for the 2013-14 administration and add items to reflect current issues in the County were made. However, the County wanted to retain some comparability of

data across survey years so many of the survey items were kept the same for this year's survey administration or modified only slightly to allow for that comparability across survey years.

The 2013-14 survey instrument took 16.8 minutes on average to administer. A copy of the survey instrument is located in *Appendix A*.

Data Collection Procedures

All telephone calls for the survey were made by CSR staff members utilizing a Computer-Assisted Telephone Interviewing (CATI) system at the Blacksburg, Virginia location of the Virginia Tech Center for Survey Research. All calls were made during January-April 2014. CSR wrote a calling program to be used with CATI for administering the James City County Citizens Survey. The program provides scripted survey items, precludes out of range responses and facilitates real-time data entry of all responses gathered on the telephone.

Each interviewer collecting data for the survey project participated in a project-specific training session for the project. All interviewers working on the project have worked on a variety of survey projects and have participated in multiple training sessions in both interviewing techniques and CATI. All interviews were monitored by a CSR Phonebank Supervisor in order to ensure accuracy and proper interviewing protocol.

CSR programmed all call scheduling such that each sample member remaining as a non-respondent was attempted to be reached at least six times at different times of day on different

days of the week. Calls were made primarily in the evening and weekend hours in order to allow respondents with traditional employment schedules greater opportunity to participate in the survey and to ensure that the survey pool would not disproportionately represent unemployed or retired individuals. A total of 8,187 telephone numbers were attempted during the survey administration. Sample members reporting residence in a locality other than James City County were excluded from the eligible sample pool (N=655); likewise, respondents who indicated a language or hearing barrier such that they could not respond or request that another adult in the household respond, were also excluded from the eligible sample pool (N=116). Non-working telephone numbers (fax tones, out of service/disconnected numbers, automated disconnect services) were also excluded from the eligible sample pool (N=1,371). Non-residential numbers (N=593) were excluded from the eligible pool of sample members as well as households in which it was reported to an interviewer that there were no adult residents (N=16).

After the elimination of all the ineligible records described above, the remaining number of eligible sample members was 5,436. A total of 606 interviews were completed for this study. **Table 1** provides an overview of the final call dispositions for all sample members. Many sample members were never reached after numerous attempts and a final disposition of “no answer” was assigned. Therefore, the residency rate among these households is unknown. It may be assumed that a number of these households are indeed, ineligible sample members due to non-residence.

CSR utilizes a standard conversion calling protocol in which all calls that are coded as “soft refusals” are re-attempted utilizing more senior interviewing staff. A call is coded as a “soft refusal” when the potential respondent refuses but does not indicate a reason for exclusion from the calling pool (i.e. refusal due to illness, request to be removed from calling pool, etc.). Likewise, all telephone numbers deemed to be temporarily disconnected are attempted periodically throughout the duration of the study.

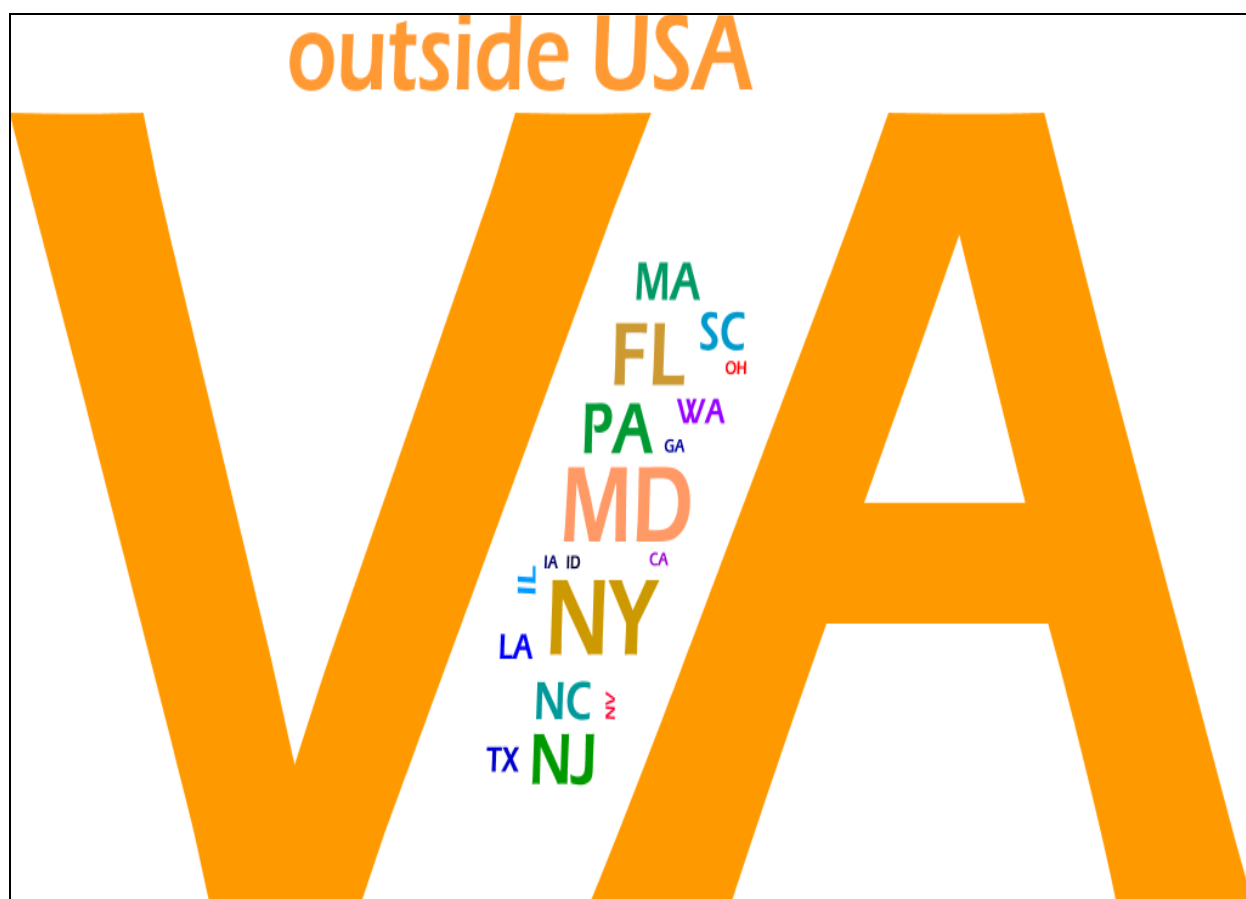
Table 1	
Total Initial Sample	8,187
Ineligible Sample: Residence outside of James City County (655) Non-working telephone number (fax tones, out of service/disconnected numbers, automated disconnect services) (1,371) Non-residential telephone number (593) Hearing/language barrier (116) No adult resident (16)	
Eligible Sample	5,436
Total Number of Completed Interviews	606
Non-respondents: Final disposition of no answer, busy, answering machine or callback after six attempts (3,976) Refusals (854)	4,830

2

Respondent Demographic Profile

Among the 606 citizens responding to the survey, almost six in ten (58%) have lived in James City County more than ten years. This percentage is up from 2007 when 49 percent of James City County residents had lived in the County for more than ten years. Only 3.1 percent of respondents reported residence of less than one year in the County. An open-ended survey item asked those respondents who moved to the County less than six years ago to indicate where they lived before coming to the County. Parallel to the findings in 2007, the majority of the responses to this open-ended item indicate that respondents overwhelmingly relocated from other locations in Virginia. **Figure 1** below provides a visual representation of the number of times each of the localities from which a respondent had moved was reported in the survey. The larger the text in the word cloud the more times the locality was mentioned by a respondent.

The process for creating the word clouds included in this summary included the CSR grouping verbatim open-ended responses from the survey into common themes and then quantifying the themes to be visually represented by the size of the theme in each word cloud. The verbatim responses to all open-ended survey items are also included along with this summary.



More than half (56%) of the respondents to the survey were women and 44 percent were men. Less than one quarter (22%) of respondents reported that they were younger than 46 years of age at the time of the survey, with 40 percent reporting that they were 46 to 65 years of age, and 38 percent reporting that they were older than 65 years of age at the time of the survey.

A substantial majority of respondents (85%) reported that they currently own or are buying their home. Regarding full-time employment for pay outside the home, 49 percent of respondents reported having such full-time employment, with 51 percent of those respondents reporting that this employment is within James City County. 83 percent of respondents who

reported that they are not currently working also reported that they are currently retired. 78 percent of all respondents reported that they are white, with 11 percent reporting that they are black/African American, 6 percent indicating that they are some other race, and 4 percent refusing to report their race. The majority of respondents (84%) indicated having only one to two adults living in their home and the majority of respondents (68%) also reported having no children under the age of 18 living in their home.

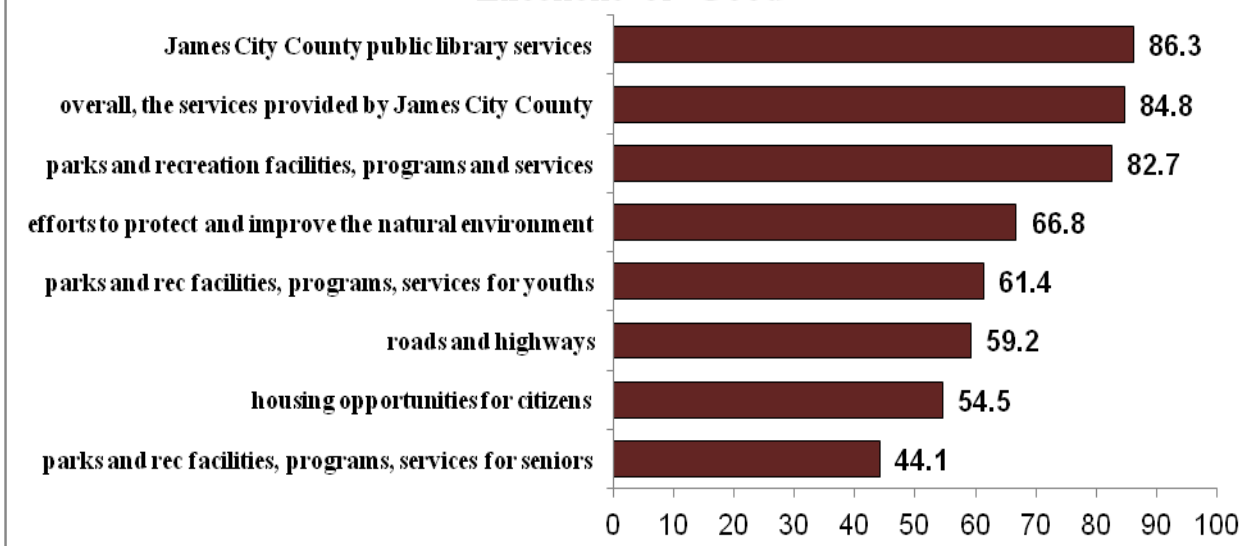
Almost one quarter (23%) of survey respondents refused to report their household incomes. Among those respondents reporting incomes, 33 percent reported a household income of at least \$100,000 before taxes last year and 44 percent reported a household income of less than \$60,000 before taxes last year.

3

Citizen Ratings of James City County Community Aspects

More than 8 in 10 residents of James City County rate the services provided by the County as either ‘excellent’ or ‘good’. This finding is up from 2007 when 77 percent of respondents used these categories to rate the services provided by the County. **Figure 2** depicts the findings for the survey items regarding citizen ratings of selected aspects of James City County.

Figure 2. Percentage Rating Community Aspects as 'Excellent' or 'Good'



Parallel to the findings in 2007, the public library received the highest ratings of any other service included on the survey. For the 2013-14 survey, parks and recreational services were split into three survey items. The area of housing opportunities has improved substantially since the 2007 survey. Specifically, this year 54 percent of residents rated this aspect of the County as either 'excellent' or 'good' and in 2007 only 43 percent of residents rated housing opportunities in the County as 'excellent' or 'good'.

4

Citizen Opinions Regarding Land Use Issues

A wide variety of land use questions were included on the survey. Overall, the land use findings from the survey are highly similar (within 1-2 percentage points) to those found in 2007. However, there is one statistically significant difference in the land use items this year since the 2007 survey. Specifically, far more respondents (68%) agreed in 2007 that it is better to have neighborhoods in which there is a mix of low, middle, and high income housing options than in this year's survey when 61 percent of respondents agreed with that statement. **Figure 3** depicts the survey findings related to the rate of development in the County by type of development.

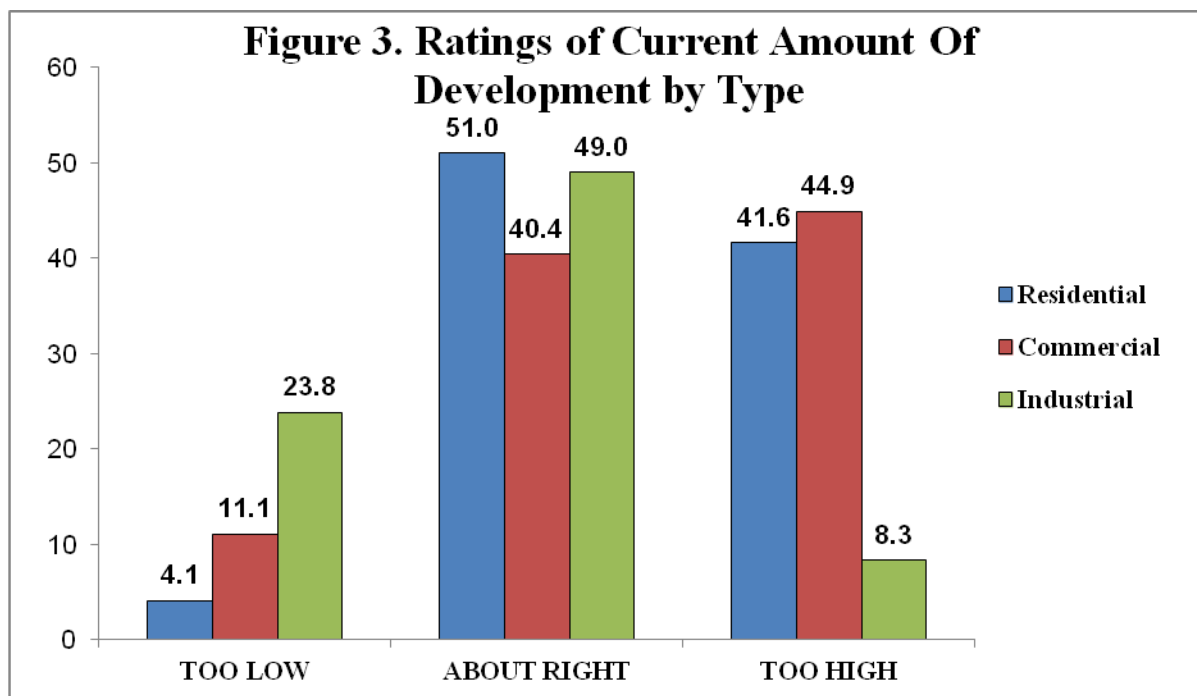


Figure 4 depicts the findings from a variety of statements included in the survey related to land use for which respondents were asked to indicate their level of agreement. The figure combines responses of ‘strongly agree’ and ‘somewhat agree’.

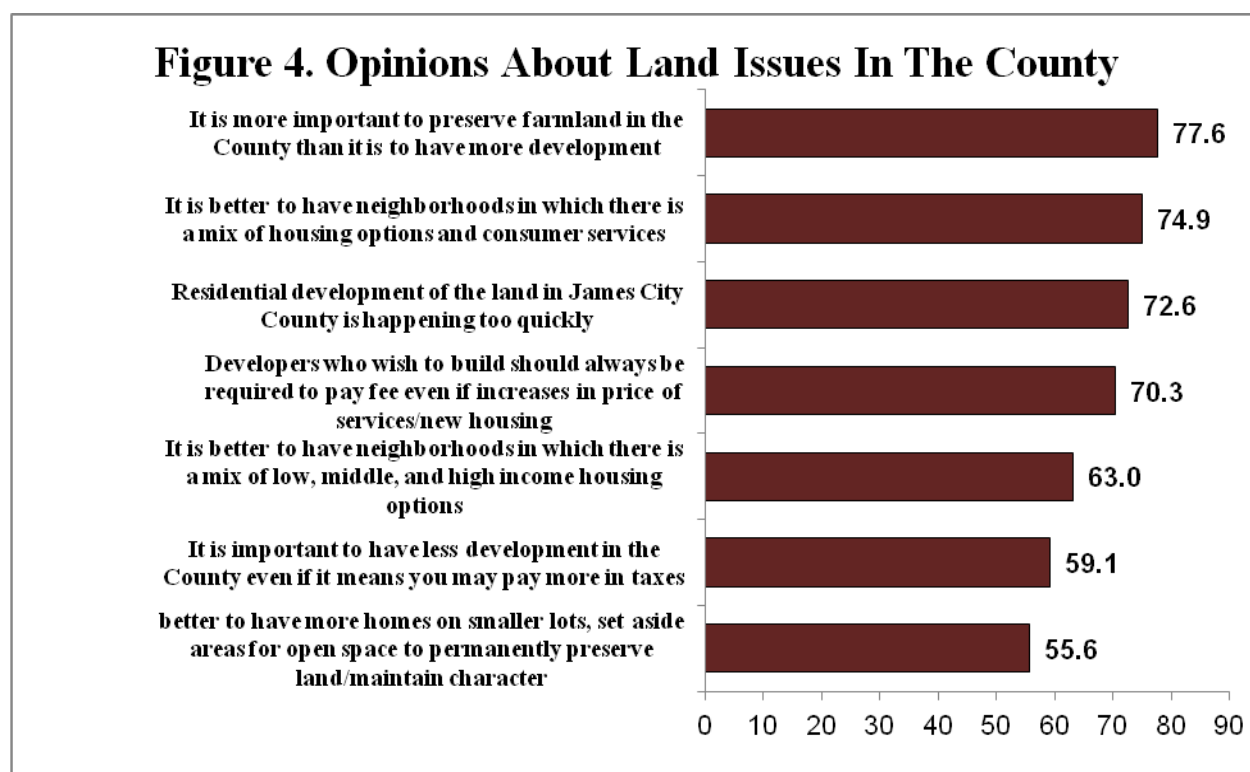


Figure 5 on the following page depicts the frequency of individual responses received on the survey to an open-ended survey item regarding what residents see as the most important land uses and activities that should occur in rural lands in the County over the next twenty years. Many respondents asked in this question that the land be preserved as is and another popular suggestion was to have more farming in the County and more outlets through which the farmers could sell their products such as farmers markets. One An additional survey item asked

respondents how important it is to have places in the County where people can live, work and play in close proximity to which 86 percent answered that it is ‘somewhat important’ or ‘very important’.



5

Citizen Perceptions Regarding Safety in the County

As was the finding in 2007, residents of James City County provided highly favorable ratings of their feelings of safety in the County. Indeed, again this year, nearly all of the survey respondents (99%) said that they feel either ‘very’ (85%) or ‘somewhat’ (13%) safe during daylight hours in the County. Feelings of safety in the evening in the County have improved slightly since 2007 (95% feel ‘very’ or ‘somewhat’ safe up from 91%). **Figures 6 and 7** depict the findings for the survey items regarding feelings of safety.

Figure 6. Feelings Of Safety In James City County During Daylight Hours

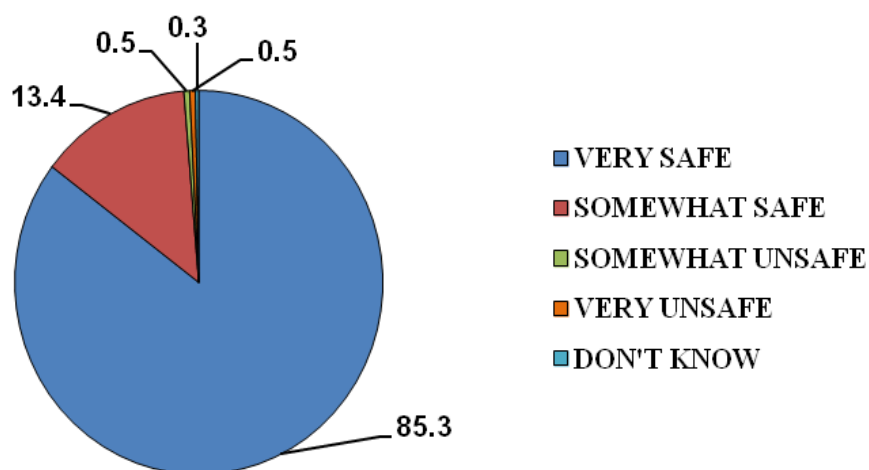
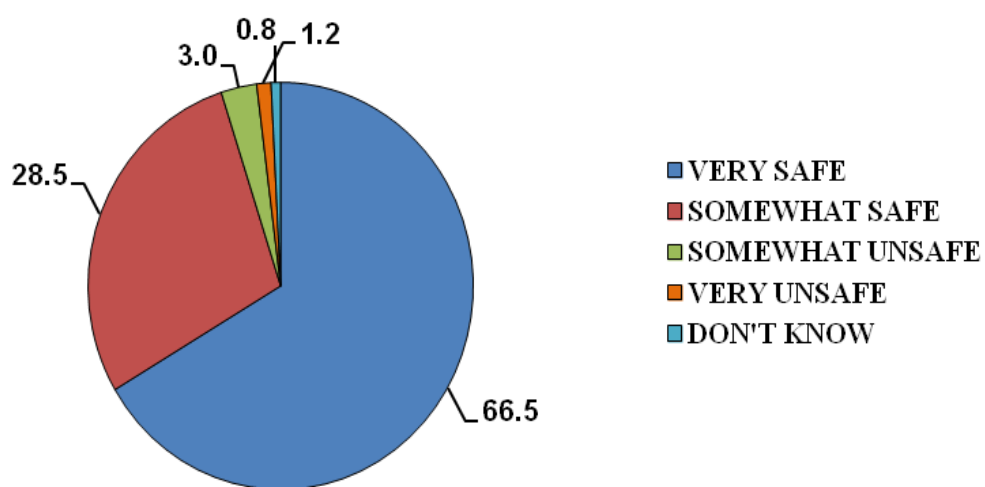


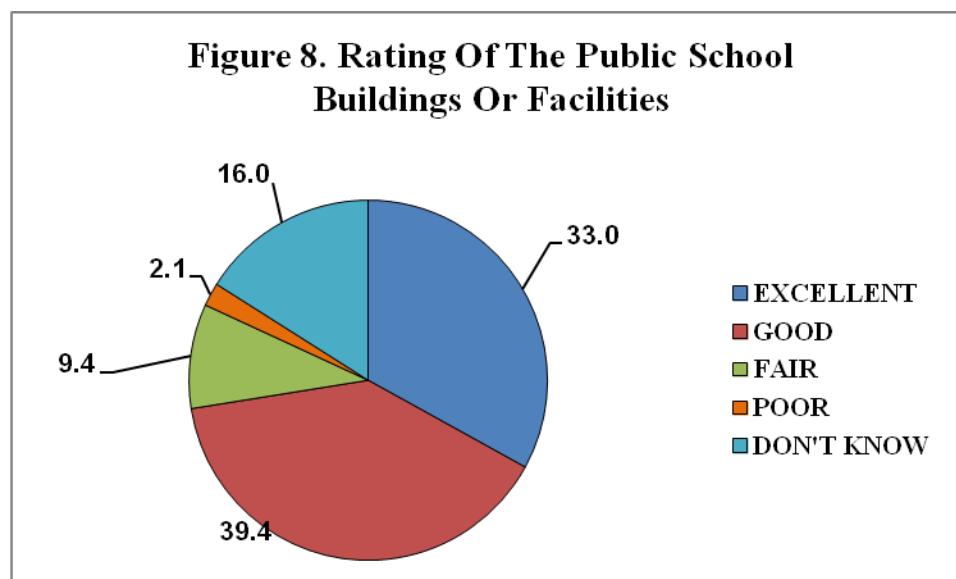
Figure 7. Feelings Of Safety In James City County During Evening Hours



6

Findings Related to Education and Tourism

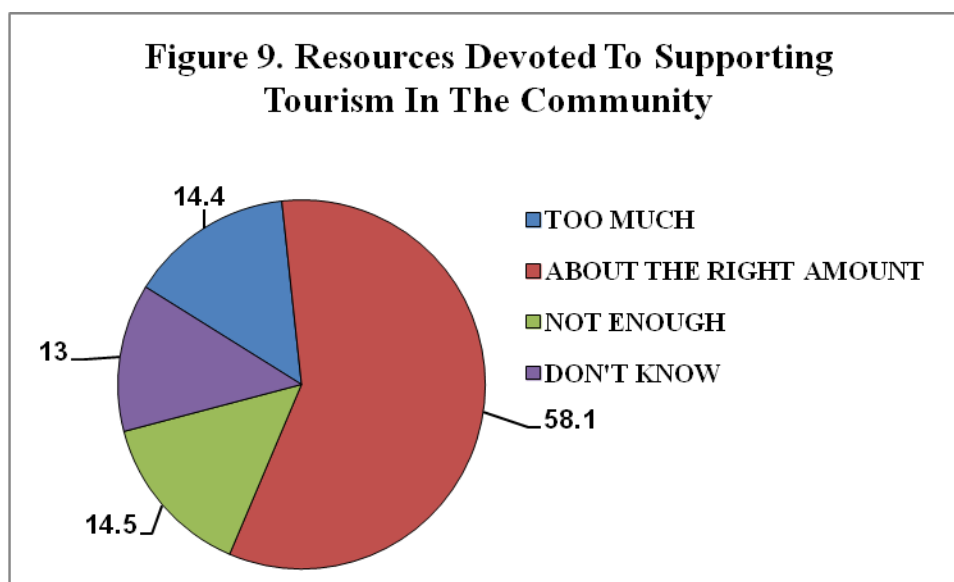
Ratings of the public school buildings or facilities in the County have gone up since 2007 with 72 percent of respondents rating the public school buildings or facilities as ‘excellent’ or ‘good’ this year and 66 percent using the same categories to rate the buildings or facilities in 2007. **Figure 8** depicts the findings related to public school buildings and facilities.



A question regarding the importance of the County creating more career and technical education opportunities for youths that would prepare them for the workforce rather than just for college was also asked of respondents. Almost identical to the findings in 2007, more than nine

in ten respondents (95%) reported that they think the creation of such opportunities is either ‘very important’ or ‘somewhat important’.

Survey respondents were also asked to provide their opinions on the amount of time and resources to supporting tourism in the community. **Figure 9** depicts the findings related to this survey item.



7

Taxes and Opportunities for Resource Use

Survey respondents were asked to rate the level of services provided by the County in relation to the taxes paid and were also asked if they thought the current level of taxation was too high, about right or not enough. As shown in **Figure 10**, most citizens thought the level of taxation was ‘about right’, with 72 percent of respondents also indicating that the level of services in relation to the taxes paid was either ‘excellent’ or ‘good’.

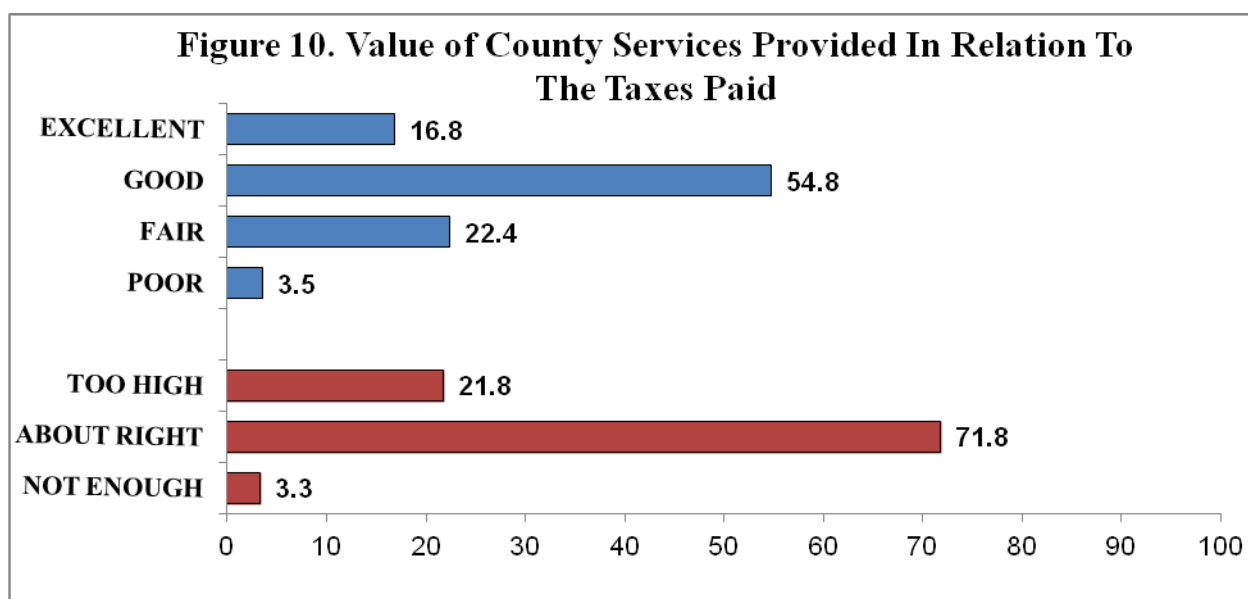
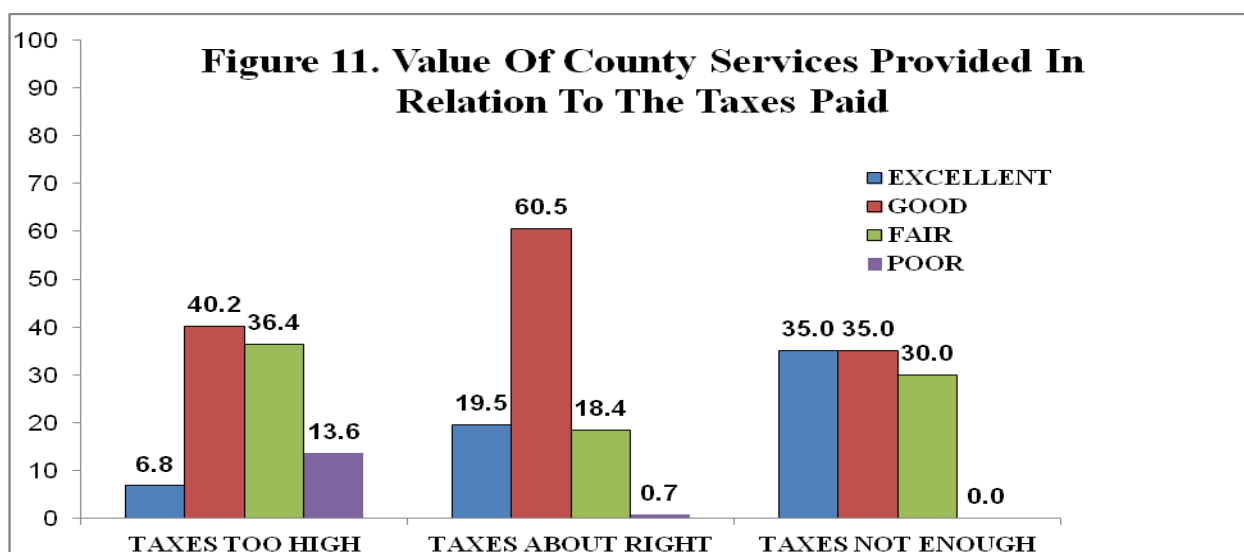
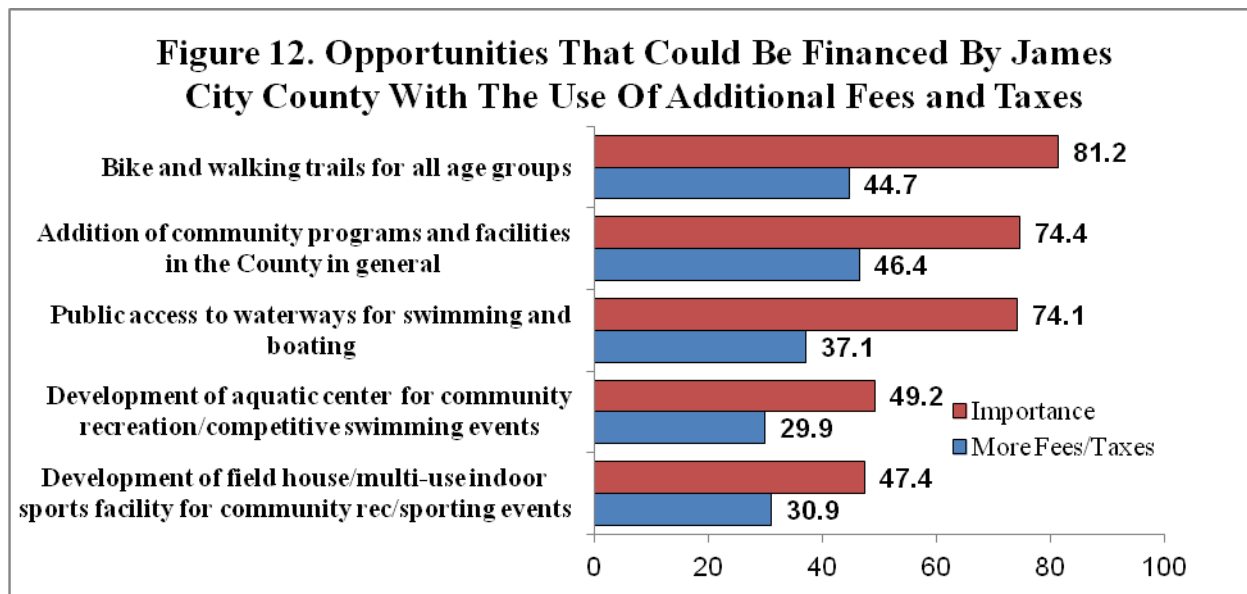


Figure 11 depicts the service level ratings provided by respondents by their responses regarding the current levels of taxation. The majority of respondents who reported that taxes are ‘too high’ rated services as either ‘good’ or ‘fair’, with those rating taxes as ‘about right’ primarily rating services as ‘good’ and those rating taxes as ‘too low’ almost equally using the categories ‘excellent’, ‘good’, and ‘fair’ to describe the current level of services in the County.



The survey included items regarding the importance of using additional fees and taxes to fund a variety of community and recreation opportunities. Respondents were also asked to indicate if they would be willing to pay more in fees and taxes for the service. **Figure 12** depicts the findings for these survey items.

Findings with regard to funding bike and walking trails as well as public access to waterways for swimming and boating were favorable this year as they were in 2007 when very similar percentages of respondents rated these opportunities as ‘very important’ or ‘somewhat important’. Several of the opportunities included in on the 2014 survey were not included on the 2007 survey. Overall, it seems that citizens are more willing to pay extra fees and taxes for opportunities they deem to be more important. However, support for additional taxes and fees was not surprisingly lower than the importance ratings of individual funding opportunities as can be seen in **Figure 12**.

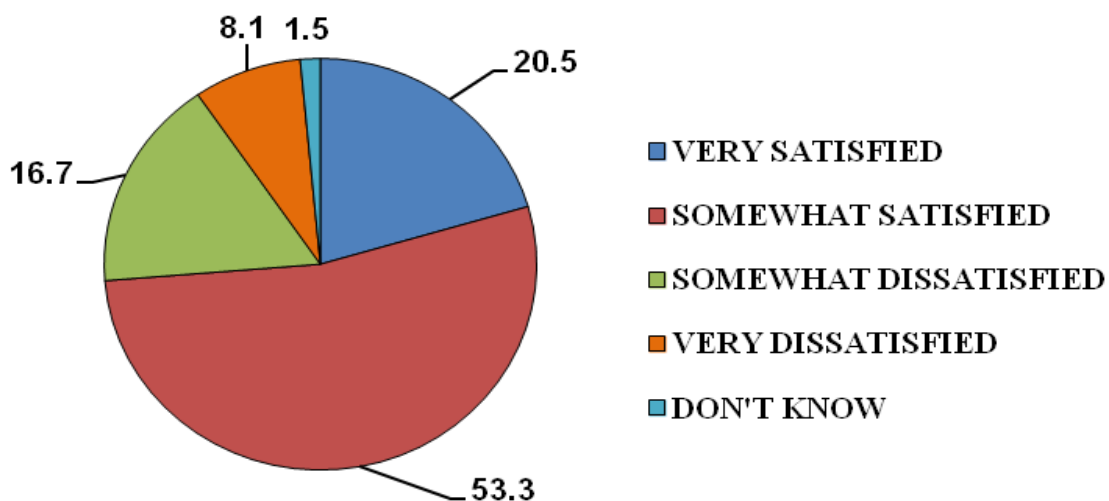


8

County Communication with Citizens

A number of survey items regarding mechanisms used by the County for communicating with citizens were included in the survey. The level of satisfaction among citizens with the level of communication they receive from the County government regarding services and other community issues is depicted in **Figure 13**.

Figure 13. Level of Communication Received From The County Government Regarding Services And Other Community Issues



The communication method from the government that was most popular among the survey respondents was ‘an outside newspaper’ (59% selected) with ‘social media’ (17% selected) and ‘an outside online news source’ (17% selected) being the least popular.

9

Citizen Suggestions for the County

Survey respondents were asked in an open-ended question what they would most like to see change in the County. As shown in **Figure 14**, many respondents said they would like to see more activities for children, teens, and seniors.



Survey respondents were also asked what they like best about living in the County. As depicted in **Figure 15**, many respondents said that they liked that the County was quiet, safe, rural,



CSR

Virginia Tech Center for Survey Research

convenient (with regard to distance to more urban localities for example), and has a sense of history.



10

Data Storage

An SPSS dataset from which the data in this summary report were derived accompanies this report. All variable and value labels are provided on the SPSS dataset. All electronic files of the survey instrument, report, data, and PowerPoint presentations of the data are the property of James City County. However, the Center for Survey Research will retain copies of all project materials for a period of at least one year. No information from this survey will be shared by the CSR with anyone other than project team members from the James City County Planning Division without the express permission of that office.

Appendix A

Survey Instrument

James City County Citizens Survey 2013

CALL RECORD			
Record Number	Priority	Callback Date/Time	
Phone Number	Interviewer ID	Interviewer Message	
FIPS	Number of Attempts	Current Begin Date/Time	
Respondent Number	Last Contact	Current End Date/Time	
Status	Last Disposition		
Final Call Disposition			
Answering Machine	Complete	Hearing Barrier	No Answer
Automated Refusal Service	Computer/Fax Tone	Incomplete	Non-residential Number
Busy Signal	Disconnected/Changed	Language Barrier	Not James City County Citizen
Callback	Hard Refusal	No Eligible Adult	Soft Refusal
			Temporarily Disconnected

A. Hello, my name is _____ and I'm calling from Virginia Tech on behalf of James City County. In order to help the County plan for the future we would like to get your opinion on some important local issues and programs. [IF NECESSARY: I need to speak with an adult in your household (AGE 18 OR OLDER). Would that be you?]

[GO TO Q1] YES 1
NO 2

B. May I speak with that person?

[REPEAT FIRST TWO SENTENCES OF A, GO TO Q1] YES 1
NO 2

C. When may I call back to speak with (him/her)?

D. Just so that I will know whom to ask for, what is (his/her) first name?

Q1. First, do you live in James City County?

YES [GO TO Q2] 1
NO 2
DK/RF 3

**End1: I'm sorry, our study requires that we speak only with individuals living in James City County.
Thank you very much for your time.**

Q2. How many years have you lived in James City County?

LESS THAN ONE YEAR 1
 1-5 YEARS 2
 6-10 YEARS [GO TO Q4] 3
 11-20 YEARS [GO TO Q4] 4
 MORE THAN 20 YEARS/"ENTIRE LIFE" [GO TO Q4] 5
 DK/RF [GO TO Q4] 6

Q3. Where did you live before you moved to James City County?

TOWN/CITY _____
 STATE ____

Q4. Please tell me how you would rate James City County on each community aspect I mention.

a. How would you rate the parks and recreation facilities, programs and services?	EXCELLENT	GOOD	FAIR	POOR	DK/RF
b. How about the parks and recreation facilities, programs, and services for youths?	EXCELLENT	GOOD	FAIR	POOR	DK/RF
c. the parks and recreation facilities, programs, and services for seniors?	EXCELLENT	GOOD	FAIR	POOR	DK/RF
d. the services provided by the James City County public library?	EXCELLENT	GOOD	FAIR	POOR	DK/RF
e. the roads and highways?	EXCELLENT	GOOD	FAIR	POOR	DK/RF
f. the housing opportunities for citizens?	EXCELLENT	GOOD	FAIR	POOR	DK/RF
g. Efforts to protect and improve the natural environment including water quality, air quality, and environmentally sensitive areas?	EXCELLENT	GOOD	FAIR	POOR	DK/RF
h. Overall, how would you rate the services provided by James City County?	EXCELLENT	GOOD	FAIR	POOR	DK/RF

Q5. Would you say that the current amount of residential development either built or approved in James City County is too low, about right, or too high?

TOO LOW 1
ABOUT RIGHT 2
TOO HIGH 3
DK/RF 4

Q6. Would you say that the current amount of commercial development either built or approved in James City County is too low, about right, or too high?

TOO LOW 1
ABOUT RIGHT 2
TOO HIGH 3
DK/RF 4

Q7. Would you say that the current amount of industrial development either built or approved in James City County is too low, about right, or too high?

TOO LOW 1
ABOUT RIGHT 2
TOO HIGH 3
DK/RF 4

Q8. Now I'm going to ask your opinion about some land issues in the County. For each statement please indicate your level of agreement.

- | | | | | | | |
|----|---|-----------------|-----------------|--------------------|-----------------------|-------|
| a. | First, residential development of the land in James City County is happening too quickly. Do you... | strongly agree, | somewhat agree, | somewhat disagree, | or strongly disagree? | DK/RF |
| b. | It is more important to preserve farmland in the County than it is to have more development. | STRONGLY AGREE | SOMEWHAT AGREE | SOMEWHAT DISAGREE | STRONGLY DISAGREE | DK/RF |
| c. | It is important to have less development in the County even if it means you may pay more in taxes. | STRONGLY AGREE | SOMEWHAT AGREE | SOMEWHAT DISAGREE | STRONGLY DISAGREE | DK/RF |
| d. | It is better to have more homes on smaller lots and set aside areas for open space in order to permanently preserve land and maintain the character of the community. | STRONGLY AGREE | SOMEWHAT AGREE | SOMEWHAT DISAGREE | STRONGLY DISAGREE | DK/RF |
| e. | It is better to have neighborhoods in which there is a mix of low, middle, and high income housing options. | STRONGLY AGREE | SOMEWHAT AGREE | SOMEWHAT DISAGREE | STRONGLY DISAGREE | DK/RF |

- | | | | | | | |
|----|--|-------------------|-------------------|----------------------|----------------------|-------|
| f. | It is better to have neighborhoods in which there is a mix of housing options and consumer services. | STRONGLY
AGREE | SOMEWHAT
AGREE | SOMEWHAT
DISAGREE | STRONGLY
DISAGREE | DK/RF |
| | | | | | | |
| g. | Developers who wish to build businesses or residences should always be required to pay a fee to the County to offset public costs even if it means increases in the price of services and new housing. | STRONGLY
AGREE | SOMEWHAT
AGREE | SOMEWHAT
DISAGREE | STRONGLY
DISAGREE | DK/RF |

Q9. Over the next twenty years, what are the most important land uses and activities that should occur in rural lands in James City County?

Q10. Now I'm going to ask about your feelings of safety in James City County.

- | | | | | | | |
|----|--|-----------|------------------|--------------------|----------------|-------|
| a. | Overall, how safe do you feel in James City County during daylight hours? Would you say very safe, somewhat safe, somewhat unsafe, or very unsafe? | VERY SAFE | SOMEWHAT
SAFE | SOMEWHAT
UNSAFE | VERY
UNSAFE | DK/RF |
| | | | | | | |
| b. | How about in James City County during the evening? | VERY SAFE | SOMEWHAT
SAFE | SOMEWHAT
UNSAFE | VERY
UNSAFE | DK/RF |

Q11. How would you rate the public school buildings or facilities? Would you say they are excellent, good, fair, or poor?

EXCELLENT 1
GOOD 2
FAIR 3
POOR 4
DK/RF 5

Q12. How important do you think it is for the County to create more career and technical education opportunities for youths that would prepare them for the workforce rather than just for college? Would you say this is very important, somewhat important, somewhat unimportant, or not at all important?

VERY IMPORTANT 1
SOMEWHAT IMPORTANT 2
SOMEWHAT UNIMPORTANT 3
NOT AT ALL IMPORTANT 4
DK/RF 5

Q13. Do you think the County devotes too much, about the right amount, or not enough time and resources to supporting tourism in the community?

TOO MUCH 1
ABOUT THE RIGHT AMOUNT 2
NOT ENOUGH 3
DK/RF 4

Q14. How would you rate the value of County services provided in relation to the taxes paid? Would you say excellent, good, fair, or poor?

EXCELLENT 1
GOOD 2
FAIR 3
POOR 4
DK/RF 5

Q15. With regard to the current level of County services offered, are taxes too high, about right, or not high enough?

TAXES TOO HIGH 1
TAXES ABOUT RIGHT 2
TAXES NOT ENOUGH 3
DK/RF 4

Q16. Now I'm going to mention some opportunities that could be financed by James City County with the use of your tax monies. Please tell me how important each is to you personally.

- | | | | | | | |
|----|---|-----------------|---------------------|-----------------------|--------------------------|-------|
| a. | Bike and walking trails for all age groups? Would you say these are... | very important? | somewhat important? | Somewhat unimportant? | or not at all important? | DK/RF |
| b. | Would you be willing to pay more in taxes or fees to add bike and walking trails in the County? | YES | NO | DK/RF | | |
| c. | How important is development of an aquatic center for community recreation and competitive swimming events? | VERY IMPORTANT | SOMEWHAT IMPORTANT | SOMEWHAT UNIMPORTANT | NOT AT ALL IMPORTANT | DK/RF |
| d. | Would you be willing to pay more in taxes or fees to build an aquatic center? | YES | NO | DK/RF | | |
| e. | How important is public access to waterways for swimming and boating? | VERY IMPORTANT | SOMEWHAT IMPORTANT | SOMEWHAT UNIMPORTANT | NOT AT ALL IMPORTANT | DK/RF |

- | | | | | | | |
|----|---|-------------------|-----------------------|-------------------------|-------------------------|-------|
| f. | Would you be willing to pay more in taxes or fees to add more public access to waterways for swimming and boating? | YES | NO | DK/RF | | |
| g. | How important is development of a field house or a multi-use indoor sports facility for community recreation and competitive sporting events? | VERY
IMPORTANT | SOMEWHAT
IMPORTANT | SOMEWHAT
UNIMPORTANT | NOT AT ALL
IMPORTANT | DK/RF |
| h. | Would you be willing to pay more in taxes or fees to build a field house or multi-use indoor sports facility? | YES | NO | DK/RF | | |
| i. | How important to you is the addition of community programs and facilities in the County in general? | VERY
IMPORTANT | SOMEWHAT
IMPORTANT | SOMEWHAT
UNIMPORTANT | NOT AT ALL
IMPORTANT | DK/RF |
| j. | Would you be willing to pay more in taxes or fees to add community programs and facilities in the County? | YES | NO | DK/RF | | |

Q17. Would you say that you are very satisfied, somewhat satisfied, somewhat dissatisfied or very dissatisfied with the level of communication you receive from the County government regarding services and other community issues?

VERY SATISFIED 1
 SOMEWHAT SATISFIED 2
 SOMEWHAT DISSATISFIED 3
 VERY DISSATISFIED 4
 DK/RF 5

Q18. How do you find out about County information?

CHOOSE ALL THAT APPLY
 The County website? 1
 The County online newsletter? 2
 TV48? 3
 Social media? 4
 An outside newspaper? 5
 An outside online news source? 6
 DK/RF 7

**Q19. How would you rate the usability and quality of information on the County's Internet site?
Would you say it is excellent, good, fair, or poor?**

EXCELLENT 1
GOOD 2
FAIR 3
POOR 4
DK/RF 5

Q20. Finally, just a few questions about you. In what year were you born?

19 __
DK/RF 1999

Q21. Counting yourself, how many adults, age 18 or older, are currently living in your home? Do not count any college students living away at school.

DK/RF 99

Q22. How many individuals under the age of 18 are currently living in your home?

DK/RF 99

Q23. Do you own or do you rent your current home?

OWN OR BUYING 1
RENT 2
OTHER 3
DK/RF 4

Q24. Are you currently employed for pay?

YES 1
NO [GO TO Q26] 2
DK/RF [GO TO Q26] 3

Q25. Is your place of employment within James City County?

YES 1
NO 2
DK/RF 3

GO TO Q27

Q26. Are you currently retired?

YES 1
NO 2
DK/RF 3

Q27. I'm going to read several income brackets to you. Please stop me when I get to the bracket that includes your best estimate of your total household income before taxes last year. This includes income from any investments you may have...

- less than \$25,000? 1
- \$25,000 and less than \$40,000? 2
- \$40,000 and less than \$60,000? 3
- \$60,000 and less than \$100,000? 4
- \$100,000 and less than \$125,000? 5
- \$125,000 and less than \$150,000? 6
- or \$150,000 or more? 7
- DK/RF 8

Q28. Do you consider yourself to be White, African American or Black, Asian, Hispanic or Latino, or a member of some other group?

- WHITE 1
- AFRICAN AMERICAN (BLACK) 2
- ASIAN 3
- HISPANIC (LATINO) 4
- (SPECIFY: _____) OTHER 5
- DK/RF 6

Q29. Finally, what would you most like to see change in the County in the future?

Q30. What do you like best about living in the County?

Q31. How important is it to have places in the County where people can live, work and play in close proximity? Would you say this is very important, somewhat important, somewhat unimportant, or not at all important?

- VERY IMPORTANT 1
- SOMEWHAT IMPORTANT 2
- SOMEWHAT UNIMPORTANT 3
- NOT AT ALL IMPORTANT 4
- DK/RF 5

Q32. GENDER

IF YOU CAN'T TELL THE GENDER OF THE RESPONDENT, ASK: "Just one more question: our survey requires that I ask if you are male or female."

- MALE 1
- FEMALE 2

Those are all of my questions. Thank you for your help with our study. Have a nice day/evening.

INTERVIEWER IF ASKED: “This study is being conducted with support from James City County and the results will help the County plan for the future. If you have any questions about the purpose of the study, you can call a study representative at 540-231-3695. Thank you again for your help with our study.”

Appendix B
Response Frequencies for Close-ended Survey Items

How many years have you lived in James City County?

		Frequency	Percent	Valid Percent	Cumulative Percent
Valid	LESS THAN ONE YEAR	19	3.1	3.1	3.1
	1-5 YEARS	80	13.2	13.2	16.3
	6-10 YEARS	154	25.4	25.4	41.7
	11-20 YEARS	155	25.6	25.6	67.3
	MORE THAN 20 YEARS/ENTIRE LIFE	197	32.5	32.5	99.8
	DK/RF	1	.2	.2	100.0
	Total	606	100.0	100.0	

How would you rate the parks and recreation facilities, programs and services?

		Frequency	Percent	Valid Percent	Cumulative Percent
Valid	EXCELLENT	208	34.3	34.3	34.3
	GOOD	293	48.3	48.3	82.7
	FAIR	52	8.6	8.6	91.3
	POOR	6	1.0	1.0	92.2
	DK/RF	47	7.8	7.8	100.0
	Total	606	100.0	100.0	

How would you rate the parks and recreation facilities, programs, and services for youths?

		Frequency	Percent	Valid Percent	Cumulative Percent
Valid	EXCELLENT	146	24.1	24.1	24.1
	GOOD	226	37.3	37.3	61.4
	FAIR	45	7.4	7.4	68.8
	POOR	6	1.0	1.0	69.8
	DK/RF	183	30.2	30.2	100.0
	Total	606	100.0	100.0	

How would you rate the parks and recreation facilities, programs, and services for seniors?

		Frequency	Percent	Valid Percent	Cumulative Percent
Valid	EXCELLENT	90	14.9	14.9	14.9
	GOOD	177	29.2	29.2	44.1
	FAIR	55	9.1	9.1	53.1
	POOR	20	3.3	3.3	56.4
	DK/RF	264	43.6	43.6	100.0
	Total	606	100.0	100.0	

How would you rate the services provided by the James City County public library?

		Frequency	Percent	Valid Percent	Cumulative Percent
Valid	EXCELLENT	312	51.5	51.5	51.5
	GOOD	211	34.8	34.8	86.3
	FAIR	17	2.8	2.8	89.1
	POOR	4	.7	.7	89.8
	DK/RF	62	10.2	10.2	100.0
	Total	606	100.0	100.0	

How would you rate the roads and highways ?

		Frequency	Percent	Valid Percent	Cumulative Percent
Valid	EXCELLENT	51	8.4	8.4	8.4
	GOOD	308	50.8	50.8	59.2
	FAIR	187	30.9	30.9	90.1
	POOR	51	8.4	8.4	98.5
	DK/RF	9	1.5	1.5	100.0
	Total	606	100.0	100.0	

How would you rate the housing opportunities for citizens ?

		Frequency	Percent	Valid Percent	Cumulative Percent
Valid	EXCELLENT	64	10.6	10.6	10.6
	GOOD	266	43.9	43.9	54.5
	FAIR	123	20.3	20.3	74.8
	POOR	45	7.4	7.4	82.2
	DK/RF	108	17.8	17.8	100.0
	Total	606	100.0	100.0	

How would you rate efforts to protect and improve the natural environment including water quality, air quality, and environmentally sensitive areas ?

		Frequency	Percent	Valid Percent	Cumulative Percent
Valid	EXCELLENT	102	16.8	16.8	16.8
	GOOD	303	50.0	50.0	66.8
	FAIR	116	19.1	19.1	86.0
	POOR	32	5.3	5.3	91.3
	DK/RF	53	8.7	8.7	100.0
	Total	606	100.0	100.0	

Overall, how would you rate the services provided by James City County?

		Frequency	Percent	Valid Percent	Cumulative Percent
Valid	EXCELLENT	124	20.5	20.5	20.5
	GOOD	390	64.4	64.4	84.8
	FAIR	69	11.4	11.4	96.2
	POOR	8	1.3	1.3	97.5
	DK/RF	15	2.5	2.5	100.0
	Total	606	100.0	100.0	

Would you say that the current amount of residential development in James City County is too low, about right, or too high?

		Frequency	Percent	Valid Percent	Cumulative Percent
Valid	TOO LOW	25	4.1	4.1	4.1
	ABOUT RIGHT	309	51.0	51.0	55.1
	TOO HIGH	252	41.6	41.6	96.7
	DK/RF	20	3.3	3.3	100.0
	Total	606	100.0	100.0	

Would you say that the current amount of commercial development in James City County is too low, about right, or too high?

		Frequency	Percent	Valid Percent	Cumulative Percent
Valid	TOO LOW	67	11.1	11.1	11.1
	ABOUT RIGHT	245	40.4	40.4	51.5
	TOO HIGH	272	44.9	44.9	96.4
	DK/RF	22	3.6	3.6	100.0
	Total	606	100.0	100.0	

Would you say that the current amount of industrial development in James City County is too low, about right, or too high?

		Frequency	Percent	Valid Percent	Cumulative Percent
Valid	TOO LOW	144	23.8	23.8	23.8
	ABOUT RIGHT	297	49.0	49.0	72.8
	TOO HIGH	50	8.3	8.3	81.0
	DK/RF	115	19.0	19.0	100.0
	Total	606	100.0	100.0	

Would you say that residential development of the land in James City County is happening too quickly?

		Frequency	Percent	Valid Percent	Cumulative Percent
Valid	STRONGLY AGREE	201	33.2	33.2	33.2
	SOMEWHAT AGREE	239	39.4	39.4	72.6
	SOMEWHAT DISAGREE	113	18.6	18.6	91.3
	STRONGLY DISAGREE	35	5.8	5.8	97.0
	DK/RF	18	3.0	3.0	100.0
	Total	606	100.0	100.0	

Would you say that it is more important to preserve farmland in the County than it is to have more development?

		Frequency	Percent	Valid Percent	Cumulative Percent
Valid	STRONGLY AGREE	277	45.7	45.7	45.7
	SOMEWHAT AGREE	193	31.8	31.8	77.6
	SOMEWHAT DISAGREE	79	13.0	13.0	90.6
	STRONGLY DISAGREE	31	5.1	5.1	95.7
	DK/RF	26	4.3	4.3	100.0
	Total	606	100.0	100.0	

Would you say that it is important to have less development in the County even if it means you may pay more in taxes?

		Frequency	Percent	Valid Percent	Cumulative Percent
Valid	STRONGLY AGREE	162	26.7	26.7	26.7
	SOMEWHAT AGREE	196	32.3	32.3	59.1
	SOMEWHAT DISAGREE	133	21.9	21.9	81.0
	STRONGLY DISAGREE	84	13.9	13.9	94.9
	DK/RF	31	5.1	5.1	100.0
	Total	606	100.0	100.0	

Would you say that it is better to have more homes on smaller lots and set aside areas for open space in order to permanently preserve land and maintain the character of the community?

		Frequency	Percent	Valid Percent	Cumulative Percent
Valid	STRONGLY AGREE	180	29.7	29.7	29.7
	SOMEWHAT AGREE	157	25.9	25.9	55.6
	SOMEWHAT DISAGREE	131	21.6	21.6	77.2
	STRONGLY DISAGREE	100	16.5	16.5	93.7
	DK/RF	38	6.3	6.3	100.0
	Total	606	100.0	100.0	

Would you say that it is better to have neighborhoods in which there is a mix of low, middle, and high income housing options?

		Frequency	Percent	Valid Percent	Cumulative Percent
Valid	STRONGLY AGREE	174	28.7	28.7	28.7
	SOMEWHAT AGREE	208	34.3	34.3	63.0
	SOMEWHAT DISAGREE	105	17.3	17.3	80.4
	STRONGLY DISAGREE	89	14.7	14.7	95.0
	DK/RF	30	5.0	5.0	100.0
	Total	606	100.0	100.0	

Would you say that it is better to have neighborhoods in which there is a mix of housing options and consumer services?

		Frequency	Percent	Valid Percent	Cumulative Percent
Valid	STRONGLY AGREE	193	31.8	31.8	31.8
	SOMEWHAT AGREE	261	43.1	43.1	74.9
	SOMEWHAT DISAGREE	68	11.2	11.2	86.1
	STRONGLY DISAGREE	43	7.1	7.1	93.2
	DK/RF	41	6.8	6.8	100.0
	Total	606	100.0	100.0	

Would you say that developers who wish to build businesses or residences should always be required to pay a fee to the County to offset public costs even if it means increases in the price of services and new housing?

		Frequency	Percent	Valid Percent	Cumulative Percent
Valid	STRONGLY AGREE	244	40.3	40.3	40.3
	SOMEWHAT AGREE	182	30.0	30.0	70.3
	SOMEWHAT DISAGREE	80	13.2	13.2	83.5
	STRONGLY DISAGREE	54	8.9	8.9	92.4
	DK/RF	46	7.6	7.6	100.0
	Total	606	100.0	100.0	

How safe do you feel in James City County during daylight hours?

		Frequency	Percent	Valid Percent	Cumulative Percent
Valid	VERY SAFE	517	85.3	85.3	85.3
	SOMEWHAT SAFE	81	13.4	13.4	98.7
	SOMEWHAT UNSAFE	3	.5	.5	99.2
	VERY UNSAFE	3	.5	.5	99.7
	DK/RF	2	.3	.3	100.0
	Total	606	100.0	100.0	

How about in James City County during the evening?

		Frequency	Percent	Valid Percent	Cumulative Percent
Valid	VERY SAFE	403	66.5	66.5	66.5
	SOMEWHAT SAFE	173	28.5	28.5	95.0
	SOMEWHAT UNSAFE	18	3.0	3.0	98.0
	VERY UNSAFE	7	1.2	1.2	99.2
	DK/RF	5	.8	.8	100.0
	Total	606	100.0	100.0	

How would you rate the public school buildings or facilities?

		Frequency	Percent	Valid Percent	Cumulative Percent
Valid	EXCELLENT	200	33.0	33.0	33.0
	GOOD	239	39.4	39.4	72.4
	FAIR	57	9.4	9.4	81.8
	POOR	13	2.1	2.1	84.0
	DK/RF	97	16.0	16.0	100.0
	Total	606	100.0	100.0	

How important do you think it is for the County to create more career and technical education opportunities for youths that would prepare them for the workforce rather than just for college?

		Frequency	Percent	Valid Percent	Cumulative Percent
Valid	VERY IMPORTANT	474	78.2	78.2	78.2
	SOMEWHAT IMPORTANT	104	17.2	17.2	95.4
	SOMEWHAT UNIMPORTANT	14	2.3	2.3	97.7
	NOT AT ALL IMPORTANT	4	.7	.7	98.3
	DK/RF	10	1.7	1.7	100.0
	Total	606	100.0	100.0	

Do you think the County devotes too much, about the right amount, or not enough time and resources on supporting tourism in the community?

		Frequency	Percent	Valid Percent	Cumulative Percent
Valid	TOO MUCH	87	14.4	14.4	14.4
	ABOUT THE RIGHT AMOUNT	352	58.1	58.1	72.4
	NOT ENOUGH	88	14.5	14.5	87.0
	DK/RF	79	13.0	13.0	100.0
	Total	606	100.0	100.0	

How would you rate the value of County services provided in relation to the taxes paid?

		Frequency	Percent	Valid Percent	Cumulative Percent
Valid	EXCELLENT	102	16.8	16.8	16.8
	GOOD	332	54.8	54.8	71.6
	FAIR	136	22.4	22.4	94.1
	POOR	21	3.5	3.5	97.5
	DK/RF	15	2.5	2.5	100.0
	Total	606	100.0	100.0	

For the current level of County services offered, do you think your taxes are too high, about right, or not high enough?

		Frequency	Percent	Valid Percent	Cumulative Percent
Valid	TAXES TOO HIGH	132	21.8	21.8	21.8
	TAXES ABOUT RIGHT	435	71.8	71.8	93.6
	TAXES NOT ENOUGH	20	3.3	3.3	96.9
	DK/RF	19	3.1	3.1	100.0
	Total	606	100.0	100.0	

How important are bike and walking trails for all age groups?

		Frequency	Percent	Valid Percent	Cumulative Percent
Valid	VERY IMPORTANT	217	35.8	35.8	35.8
	SOMEWHAT IMPORTANT	275	45.4	45.4	81.2
	SOMEWHAT UNIMPORTANT	50	8.3	8.3	89.4
	NOT AT ALL IMPORTANT	61	10.1	10.1	99.5
	DK/RF	3	.5	.5	100.0
	Total	606	100.0	100.0	

Would you be willing to pay more in taxes or fees to add bike and walking trails in the County?

		Frequency	Percent	Valid Percent	Cumulative Percent
Valid	YES	271	44.7	44.7	44.7
	NO	319	52.6	52.6	97.4
	DK/RF	16	2.6	2.6	100.0
	Total	606	100.0	100.0	

How important is development of an aquatic center for community recreation and competitive swimming events?

		Frequency	Percent	Valid Percent	Cumulative Percent
Valid	VERY IMPORTANT	122	20.1	20.1	20.1
	SOMEWHAT IMPORTANT	176	29.0	29.0	49.2
	SOMEWHAT UNIMPORTANT	115	19.0	19.0	68.2
	NOT AT ALL IMPORTANT	171	28.2	28.2	96.4
	DK/RF	22	3.6	3.6	100.0
	Total	606	100.0	100.0	

Would you be willing to pay more in taxes or fees to build an aquatic center?

		Frequency	Percent	Valid Percent	Cumulative Percent
Valid	YES	181	29.9	29.9	29.9
	NO	406	67.0	67.0	96.9
	DK/RF	19	3.1	3.1	100.0
	Total	606	100.0	100.0	

How important is public access to waterways for swimming and boating?

		Frequency	Percent	Valid Percent	Cumulative Percent
Valid	VERY IMPORTANT	196	32.3	32.3	32.3
	SOMEWHAT IMPORTANT	253	41.7	41.7	74.1
	SOMEWHAT UNIMPORTANT	51	8.4	8.4	82.5
	NOT AT ALL IMPORTANT	82	13.5	13.5	96.0
	DK/RF	24	4.0	4.0	100.0
	Total	606	100.0	100.0	

Would you be willing to pay more in taxes or fees to add more public access to waterways for swimming and boating?

		Frequency	Percent	Valid Percent	Cumulative Percent
Valid	YES	225	37.1	37.1	37.1
	NO	360	59.4	59.4	96.5
	DK/RF	21	3.5	3.5	100.0
	Total	606	100.0	100.0	

How important is development of a field house or a multi-use indoor sports facility for community recreation and competitive sporting events?

		Frequency	Percent	Valid Percent	Cumulative Percent
Valid	VERY IMPORTANT	120	19.8	19.8	19.8
	SOMEWHAT IMPORTANT	167	27.6	27.6	47.4
	SOMEWHAT UNIMPORTANT	110	18.2	18.2	65.5
	NOT AT ALL IMPORTANT	176	29.0	29.0	94.6
	DK/RF	33	5.4	5.4	100.0
	Total	606	100.0	100.0	

Would you be willing to pay more in taxes or fees to build a field house or multi-use indoor sports facility?

		Frequency	Percent	Valid Percent	Cumulative Percent
Valid	YES	187	30.9	30.9	30.9
	NO	396	65.3	65.3	96.2
	DK/RF	23	3.8	3.8	100.0
	Total	606	100.0	100.0	

How important to you is the addition of community programs and facilities in the County in general?

		Frequency	Percent	Valid Percent	Cumulative Percent
Valid	VERY IMPORTANT	164	27.1	27.1	27.1
	SOMEWHAT IMPORTANT	287	47.4	47.4	74.4
	SOMEWHAT UNIMPORTANT	56	9.2	9.2	83.7
	NOT AT ALL IMPORTANT	67	11.1	11.1	94.7
	DK/RF	32	5.3	5.3	100.0
	Total	606	100.0	100.0	

Would you be willing to pay more in taxes or fees to add community programs and facilities in the County?

		Frequency	Percent	Valid Percent	Cumulative Percent
Valid	YES	281	46.4	46.4	46.4
	NO	283	46.7	46.7	93.1
	DK/RF	42	6.9	6.9	100.0
	Total	606	100.0	100.0	

How satisfied are you with the level of communication you receive from the County government regarding services and other community issues?

		Frequency	Percent	Valid Percent	Cumulative Percent
Valid	VERY SATISFIED	124	20.5	20.5	20.5
	SOMEWHAT SATISFIED	323	53.3	53.3	73.8
	SOMEWHAT DISSATISFIED	101	16.7	16.7	90.4
	VERY DISSATISFIED	49	8.1	8.1	98.5
	DK/RF	9	1.5	1.5	100.0
	Total	606	100.0	100.0	

How do you find out about County information: The County website.

		Frequency	Percent	Valid Percent	Cumulative Percent
Valid	Not Selected	371	61.2	61.2	61.2
	Selected	235	38.8	38.8	100.0
	Total	606	100.0	100.0	

How do you find out about County information: The County online newsletter.

		Frequency	Percent	Valid Percent	Cumulative Percent
Valid	Not Selected	494	81.5	81.5	81.5
	Selected	112	18.5	18.5	100.0
	Total	606	100.0	100.0	

How do you find out about County information: TV48.

		Frequency	Percent	Valid Percent	Cumulative Percent
Valid	Not Selected	493	81.4	81.4	81.4
	Selected	113	18.6	18.6	100.0
	Total	606	100.0	100.0	

How do you find out about County information: Social media.

		Frequency	Percent	Valid Percent	Cumulative Percent
Valid	Not Selected	505	83.3	83.3	83.3
	Selected	101	16.7	16.7	100.0
	Total	606	100.0	100.0	

How do you find out about County information: An outside newspaper.

		Frequency	Percent	Valid Percent	Cumulative Percent
Valid	Not Selected	249	41.1	41.1	41.1
	Selected	357	58.9	58.9	100.0
	Total	606	100.0	100.0	

How do you find out about County information: An outside online news source.

		Frequency	Percent	Valid Percent	Cumulative Percent
Valid	Not Selected	503	83.0	83.0	83.0
	Selected	103	17.0	17.0	100.0
	Total	606	100.0	100.0	

How do you find out about County information: DK/RF.

		Frequency	Percent	Valid Percent	Cumulative Percent
Valid	Not Selected	564	93.1	93.1	93.1
	Selected	42	6.9	6.9	100.0
	Total	606	100.0	100.0	

How would you rate the usability and quality of information on the County's Internet site?

		Frequency	Percent	Valid Percent	Cumulative Percent
Valid	EXCELLENT	55	9.1	9.1	9.1
	GOOD	228	37.6	37.6	46.7
	FAIR	77	12.7	12.7	59.4
	POOR	14	2.3	2.3	61.7
	DK/RF	232	38.3	38.3	100.0
	Total	606	100.0	100.0	

How important is it to have places in the County where people can live, work and play in close proximity?

		Frequency	Percent	Valid Percent	Cumulative Percent
Valid	VERY IMPORTANT	295	48.7	48.7	48.7
	SOMEWHAT IMPORTANT	224	37.0	37.0	85.6
	SOMEWHAT UNIMPORTANT	32	5.3	5.3	90.9
	NOT AT ALL IMPORTANT	24	4.0	4.0	94.9
	DK/RF	31	5.1	5.1	100.0
	Total	606	100.0	100.0	

Counting yourself, how many adults, age 18 or older, are currently living in your home?

	Frequency	Percent	Valid Percent	Cumulative Percent
Valid 1	136	22.4	22.4	22.4
2	372	61.4	61.4	83.8
3	64	10.6	10.6	94.4
4	24	4.0	4.0	98.3
5	2	.3	.3	98.7
DK/RF	8	1.3	1.3	100.0
Total	606	100.0	100.0	

How many individuals under the age of 18 are currently living in your home?

	Frequency	Percent	Valid Percent	Cumulative Percent
Valid 0	414	68.3	68.3	68.3
1	74	12.2	12.2	80.5
2	70	11.6	11.6	92.1
3	30	5.0	5.0	97.0
4	9	1.5	1.5	98.5
5	1	.2	.2	98.7
7	1	.2	.2	98.8
DK/RF	7	1.2	1.2	100.0
Total	606	100.0	100.0	

Do you own or do you rent your current home?

	Frequency	Percent	Valid Percent	Cumulative Percent
Valid OWN OR BUYING	517	85.3	85.3	85.3
RENT	72	11.9	11.9	97.2
OTHER	11	1.8	1.8	99.0
DK/RF	6	1.0	1.0	100.0
Total	606	100.0	100.0	

Are you currently employed for pay?

	Frequency	Percent	Valid Percent	Cumulative Percent
Valid YES	296	48.8	48.8	48.8
NO	305	50.3	50.3	99.2
DK/RF	5	.8	.8	100.0
Total	606	100.0	100.0	

Is your place of employment within James City County?

		Frequency	Percent	Valid Percent	Cumulative Percent
Valid	YES	151	24.9	51.0	51.0
	NO	143	23.6	48.3	99.3
	DK/RF	2	.3	.7	100.0
	Total	296	48.8	100.0	
Missing	System	310	51.2		
Total		606	100.0		

Are you currently retired?

		Frequency	Percent	Valid Percent	Cumulative Percent
Valid	YES	257	42.4	82.9	82.9
	NO	48	7.9	15.5	98.4
	DK/RF	5	.8	1.6	100.0
	Total	310	51.2	100.0	
Missing	System	296	48.8		
Total		606	100.0		

Your best estimate of your total household income before taxes last year?

		Frequency	Percent	Valid Percent	Cumulative Percent
Valid	less than \$25,000?	27	4.5	4.5	4.5
	\$25,000 and less than \$40,000?	44	7.3	7.3	11.7
	\$40,000 and less than \$60,000?	72	11.9	11.9	23.6
	\$60,000 and less than \$100,000?	122	20.1	20.1	43.7
	\$100,000 and less than \$125,000?	87	14.4	14.4	58.1
	\$125,000 and less than \$150,000?	45	7.4	7.4	65.5
	or \$150,000 or more?	70	11.6	11.6	77.1
	DK/RF	139	22.9	22.9	100.0
	Total	606	100.0	100.0	

Do you consider yourself to be White, African American or Black, Asian, Hispanic or Latino, or a member

		Frequency	Percent	Valid Percent	Cumulative Percent
Valid	WHITE	476	78.5	78.5	78.5
	AFRICAN AMERICAN (BLACK)	65	10.7	10.7	89.3
	ASIAN	9	1.5	1.5	90.8
	HISPANIC (LATINO)	10	1.7	1.7	92.4
	OTHER	17	2.8	2.8	95.2
	DK/RF	29	4.8	4.8	100.0
	Total	606	100.0	100.0	

Gender

		Frequency	Percent	Valid Percent	Cumulative Percent
Valid	MALE	269	44.4	44.4	44.4
	FEMALE	337	55.6	55.6	100.0
	Total	606	100.0	100.0	

Age_Group

		Frequency	Percent	Valid Percent	Cumulative Percent
Valid	18-25	18	3.0	3.1	3.1
	26-35	37	6.1	6.4	9.5
	36-45	75	12.4	12.9	22.3
	46-55	99	16.3	17.0	39.3
	56-65	131	21.6	22.5	61.9
	>65	222	36.6	38.1	100.0
	Total	582	96.0	100.0	
Missing	System	24	4.0		
Total		606	100.0		

Appendix C

Responses for Open-ended Survey Items

Q3. Where did you live before you moved to James City County?

<u>Respondent#</u>	<u>Response</u>
8	Harrisonburg, VA
14	Palm City, FL
19	Calvert County, MD
20	Centreville, VA
28	Germany
37	PA
38	Houston, TX
49	Rochester, NY
59	Fairfax, VA
72	York County, VA
90	Hampton, VA
93	Fluvanna, VA
98	Richmond, VA
107	England
114	Virginia Beach, VA
126	Timonium, MD
165	Raleigh, NC
179	Surry
201	Charlottesville, VA
208	Cleveland, OH
220	PA
224	Charleston, SC
232	Las Vegas, NV
235	Seattle, WA
239	San Antonio, TX
265	Gloucester, VA
280	Seattle, WA
297	Saint Michaels, MD
325	York, VA
334	Rome, NY
342	Waynesboro, PA
356	Spring Grove, VA
382	ID
389	Long Island, NY
392	Cape Cod, MA
393	Atlanta, GA
394	Hartford Count, MD
409	Yorktown, VA
411	Charlotte, NC
440	Williamsburg, VA
459	Bangkok, Thailand
500	Williamsburg, VA
502	Williamsburg, VA
545	Newport News, VA
551	Yorktown, VA
558	Boston, MA
588	York County, VA
600	Tampa, FL

Q3. Continued.

<u>Respondent#</u>	<u>Response</u>
604	Charleston, SC
693	Phoenix, MD
709	Williamsburg, VA
718	York, VA
736	MD
746	Williamsburg, VA
754	Rockingham, VA
763	Manheim, Germany
780	New York, NY
784	Lumberton, NJ
813	Summerville, SC
821	PA
850	New Kent, VA
855	Newport News, VA
861	Newport News, VA
871	Newport News, VA
892	Hampton, VA
900	Newport, FL
902	White Plains, NY
903	Fairfax, VA
923	Sauk Village, IL
940	Alexandria, VA
985	Alexandria, VA
995	Boston, MA
1004	NJ
1037	Newport News, VA
1042	Orlando, FL
1048	NC
1062	New Orleans, LA
1066	Virginia Beach, VA
1096	Virginia Beach, VA
1115	Newport News, VA
1122	Hampton, VA
1130	Hampton, VA
1131	York County, VA
1143	Stafford, VA
1151	Covington, VA
1152	Newport News, VA
1163	Spotsylvania, VA
1165	West Point, VA
1181	Fairfax, VA
1191	Hampton, VA
1192	York County, VA
1194	Miami, FL
1205	Virginia Beach, VA
1206	San Diego, CA
1209	King and Queen, VA
1223	New York, NY

Q3. Continued.

<u>Respondent#</u>	<u>Response</u>
1241	NJ
1265	Chesterfield County, VA
1266	Williamsburg, VA
1272	Newport News, VA
1273	NJ
1287	Hampton, VA
1298	Chesapeake, VA
1303	Williamsburg, VA
1335	Newport News, VA
1338	Lynchburg, VA
1340	Newport News, VA
1346	Cedar Rapids, IA
1357	Centreville, VA
1371	Deridder, LA
1381	IL
1414	Singapore
1442	Newport News, VA
1444	York County, VA
1462	Virginia Beach, VA
1488	Arlington, VA
1499	Williamsburg, VA
1521	Fairfax, VA

Q9. Over the next twenty years, what are the most important land uses and activities that should occur in rural lands in James City County?

<u>Respondent#</u>	<u>Response</u>
2	More attractions for children.
4	Keep preserving open areas in the County.
11	Leave it rural for wildlife.
13	Better parks for the kids.
20	More industrial development.
21	More residential needed.
22	Leave the land alone.
25	Keep them rural, no further development, use for farm.
26	Uphold current zoning.
28	More development in Norge and Toano.
30	More need water preservation.
33	Expand agriculture.
37	More parks.
38	Increase parks and recreation.
39	Less housing development.
45	Preserved as it is.
53	More affordable homes.
54	Need more commercial and residential development.
57	Build public marina on James River.
58	More green space, local farms, historical preservation.
59	Planned housing developments, Costco in the area.

Q9. Continued.

<u>Respondent#</u>	<u>Response</u>
60	They should maintain the restrictions on the land outside the primary service area.
61	Preserve, no more commercialization.
62	Development should occur keeping the appropriate amount of open space.
65	Slow down on the commercial development.
68	More farming.
69	More preservation of County lands.
71	Balanced development.
72	Farming and recreation and conservation.
73	Need to preserve land.
76	Plan better.
81	Mixed growth - public space, open green space, residential, and commercial. A balanced plan.
84	Need green spaces, trees and woods get rid of smog, and produce oxygen.
87	Growth of own food.
89	More agri-business.
90	Concern for environmental conservation.
93	Parks, nature trails.
94	Leave it alone.
98	Keep them natural/farmlands.
102	Affordable housing for people who work in service industries or education or police work. More land saved for public parks.
103	Just the preservation of the rural areas both for farming and also for maintenance of green space and park areas.
104	Land should left alone.
105	It needs to be left as a rural area for farmer crops or open land.
112	Lakes need to be restored, keep forest, over polluted with deer. Water issue with HRC.
116	Not such a rapid expansion.
119	Just to maintain them.
121	Leave rural land alone.
126	Preserve lands and make use of vacated properties.
127	Stay as it is enough homes. Other areas should be preserved for animals and trees.
129	Less development; and renovate current buildings for new businesses.
137	Development of more schools.
141	Not over develop commercial and residential complexes.
150	Take into account the land usage, keep as clean as possible.
159	Facilities for youth activities-gyms.
162	Costco is needed.
163	Land uses that protect the environment and protect the waterways and provides recreational opportunities for all income levels.
179	Need more parks and recreation.
180	She would like to see a mix of the farmland and appropriate residential land.
182	Keeping them rural.
185	More farming.
189	Need to decrease residential development in order to maintain drinkable water for residents.
194	Leave them as they are; there isn't as much green space now as before.
208	Increased agriculture and preserving the areas.
216	More agriculture.

Q9. Continued.

<u>Respondent#</u>	<u>Response</u>
218	Preservation, and environmental and historic, the character of community.
219	Growth control.
220	Maintaining the rural character.
227	Highest/best use for property.
229	Add recreation facilities.
232	More cemeteries.
234	More boat ramps.
239	Continuation of agricultural uses.
240	Develop what you need.
244	Kept rural.
245	Restrict development.
260	Maintain as they are.
265	Preserve the lands rather than continuing development.
266	Preserve the land use and what it is allocated to already.
269	More schools.
270	They should leave the woods alone and stop development.
277	Leave them rural.
280	The historic Williamsburg area continues to prosper and roads are kept up. Also, ensure there is enough funding to upkeep and maintain housing.
281	Need more sidewalk space for people to have a pedestrian lifestyle even in a rural area; develop parks and recreation and infrastructure; more community supported agriculture.
283	Just need to be maintained.
292	Protect as much rural land as you can; especially the farmland.
295	Preservation of open and rural land.
298	Keep more grain. Horrible deer population.
305	Commercial development.
308	Continue to leave them as rural lands.
310	Keep different size houses separate from each other.
316	Increase farming.
323	More soccer fields, piñata trees. More senior residences. More walking/biking trails and gardens.
324	Nature conservation, water preservation and efficiency.
325	Leave them alone.
330	No new subdivisions. Save more land and water.
334	More preservation.
335	None-leave it alone.
338	More recreational activities that are family-oriented; more kid-friendly activities.
339	More activities for younger kids.
340	Anything that would help the environment.
342	More productivity to prevent jobless increase; manage production.
343	Active city planning. Have enough area for recreation and exercise. Walking distance to small shops. Too much expansion of large corporations. Proper public transportation.
346	Preservation of parks and recreation.
347	Nothing, leave it the way it is.
348	Improving roads and highways. Preserve environment.
359	Housing and commercial development. More recreation space. Preserve farmland.
364	Preserve land.

Q9. Continued.

<u>Respondent#</u>	<u>Response</u>
370	More parks and recreation areas for children. The roads could get fixed more quickly and some need to be widened.
377	Better parks and recreation.
379	Maintain some green space.
380	Preservation of the land.
381	Well-managed development.
383	Preservation measures.
389	Kept as they are.
392	More open space and more concern for water runoff.
398	More fire departments.
399	Preservation of open space.
403	Continue to allow farmlands; do not over develop.
406	Concerned about too much development, slow down.
407	Recreational use.
408	Develop housing and business.
409	Leave the land how it is now.
411	There are a lot of housing developments; we need more parks and things.
413	Should be mix of residential, commercial and industrial use - equally distributed. Compensate for traffic.
415	Need more development.
418	Rural enough already.
419	More recreational activities, bike paths.
420	More outdoor venues, nature trails, parks and bike trails.
421	Preserve the land.
423	Build homes; more parks.
425	Conservation of the natural land that is left.
430	Help the farmers maintain their land for agricultural and forestry uses rather than selling it to developers.
436	Do not over develop.
439	Leaving them alone.
442	Just try to maintain it as much as possible.
444	Keep this land open.
446	More youth recreation programs.
448	Preserve them.
451	Equal amount of business and residential.
452	We should preserve them.
453	Just hold on to them and use them for schools or fire stations or something like that in the future.
455	Preserve land.
459	Agriculture within neighborhoods; i.e. small livestock.
462	Maintaining the land and slow down on the development of buildings. Keep the forest and agricultural aspect of the land.
467	More bike trails into Williamsburg.
471	Preserve the rural lands. They need a wider range of housing in different price points. Better mix of industrial, too much retail.
475	Less commercial development.
478	Should not be developed.
488	Even distribution of land development with a balance of preservation.

Q9. Continued.

<u>Respondent#</u>	<u>Response</u>
489	Preservation of rural areas.
493	More recreation.
500	Encourage farming.
505	More parks. Maybe some more large scale industries; there is not much industrial base here.
507	Continue to maintain the roads.
508	Add cemetery.
509	Parks, recreation for all people.
511	Low income housing.
514	Preservation of farmland and waterways.
518	Do not become like Newport News.
522	More for youths.
525	More parks and recreation.
534	Preserving the land; large deer problem because of trees being cut down. More low cost housing.
535	More recreational activities.
543	Do something about the Lake Powell incident. No more building. Parkway needs to be maintained, and ferry landing needs to be maintained.
545	More agriculture.
551	Leave some of the land as it is.
555	Restrict development. More preservation of the open lands; focus on natural resources, and focus on the watershed.
557	Keep it clean and free of development.
558	No more housing and keep the land as is!
569	New commercial development.
572	Preservation of rural land; environmental improvement.
574	Leave them alone; let farmers do what they want with land.
575	Don't do much with it; preserve them.
577	Leave it open.
578	Leave it as is.
579	Residential development.
582	Smarter development, not all the same.
583	I would like more preservation of farmland and open spaces. Rural should stay rural.
584	Preserve land.
585	Like them to stay rural.
586	More farming and agriculture.
588	Like it the way it is; preserve land and quiet and rural area.
591	More industrial development.
592	Enhance the parks and recreation in these areas allowing for activities for the youth to partake in.
597	More farming and recreation.
599	Industrial development.
600	Build Whole Foods, and a mall.
601	Building more schools.
604	Preserve the rural land.
605	Open space in general. No more buildings in order to maintain the natural feel of the environment and green space.
608	Stay the same.

Q9. Continued.

<u>Respondent#</u>	<u>Response</u>
614	Promote agriculture.
619	Preserve the rural lands in James City County.
620	Make sure space is preserved.
628	More activities for kids.
630	Preservation rather than developing.
634	Preserve them.
647	Continue to maintain parts of open spaces, still needs to maintain adequate farmland.
662	Preserve, preserve, preserve.
667	Parks and recreation for the kids.
670	Maintain farmlands because it is disappearing.
673	Less development.
676	Preserved.
677	Parks and recreation need to increase.
689	Mix of farming and industrial development.
693	Preservation.
694	Preservation.
697	More recreation activities.
704	New housing.
707	Preserve the rural lands while slowly developing residential, commercial, and industrial buildings to the community.
708	More activities for the youth; preserve land.
709	More farmland situations should be developed.
710	Affordable housing; more consciousness in development in schools and buildings.
714	Preserve what we have.
720	Some residential development (middle income).
721	We have too much development already.
744	Business employment for jobs.
746	Recreation center for kids.
747	More private homes.
749	More homes; get people more opportunities to get a home. Pressuring people who live on food stamps to work and get homes and not in motels.
754	Need for low-cost housing to be available.
756	More modern housing, lower housing costs.
759	Preserve natural environment.
763	None, she's moving.
775	More farms, environment-friendly areas.
778	More farm land and a favorable environment for the wildlife to inhabit.
780	Balance between economic development and preserving wildlife. More facilities and recreation for the youth.
781	Commercial development.
790	Mixed housing.
793	Set aside areas for non-development.
796	Leaving farmland open; personal gardening options. More wineries and utilization of farmland for profit and creation of a venue. Update/renovate 4H club space within County. Development should slow and no overpopulation.
800	Lower income housing.
802	Need to keep the farmland open.
804	Development of green businesses.

Q9. Continued.

<u>Respondent#</u>	<u>Response</u>
812	Residential use.
813	Preserve natural environment and farming.
817	Keep it rural. Not too much development.
825	More job opportunities, not as much land consumption as pertaining to big business development.
827	Status quo.
828	Farming and parks save the land!
831	Lower density areas.
840	Preservation of the land.
841	Could use more houses.
842	There should be a well drawn out plan to conserve land while taking advantage the opportunities at hand.
843	More industry. Make our neighborhoods more walking friendly with more sidewalks.
846	Preserve the land allowing it to remain natural.
847	Less business. Upgrade parks, more teams and sports fields.
848	Maintaining the natural land and resources.
855	More park development for kids as well as preserving the farmland and less commercial development.
859	Preservation of lands.
865	Planned development of industrial and residential areas.
869	Some of the land saved, watershed protection, flood mitigation. Be aware of congestion and overflow.
870	Mixed use development.
875	Keep open spaces or farming.
879	Keep it as rural as possible, limited building.
883	Farmers should keep their lands; it should stay rural and residential.
885	More parks and recreations. Development of industrial and commercial use in areas; many empty stores that could be utilized.
893	Remain undeveloped.
895	An additional middle school for the upper end of the County. A community recreational facility for the upper end of the County. Possibly additional consumer business development.
896	Planning to preserve the open areas!
898	Do more for schools.
899	More parks and recreation, not so far apart, only a few facilities. More activities and parks for kids.
903	I hate to ever see them go. More parks, people for places to go and take their kids and walk.
918	More industries.
919	Rural land should be preserved, need a good balance.
923	Recreation for the children and more development for the senior citizens.
927	Work on the water issues.
940	Parks and recreation in the upper County and more schools all around. Less police presence.
941	Preservation of open spaces, don't throw away precious land to make money. Strongly managed growth and recreational activities.
943	More development for family activities without destroying the natural environment.
945	Develop parks.

Q9. Continued.

<u>Respondent#</u>	<u>Response</u>
948	Use them for agriculture and natural use.
950	Need housing and schools.
951	More parks.
952	Should be preserved for the wilderness and left alone.
956	Widening some roads, more shopping centers put closer to the rural areas.
957	Limited development.
959	Used for free parks and recreation for people of all ages and physical abilities.
971	Development of a sustainable agriculture, support for local food industry.
972	Balance between development that allows a nice quality of life, and density.
975	It should go towards citizen use.
981	Keep rural aspect.
982	Residential development.
984	More strict about the development.
985	Preserve it as much as possible.
988	Improvement of the highways.
990	Good job; about the same.
991	Preserving green spaces in environmentally sensitive area.
992	Development in industrial parks, away from houses, to provide employment and income for residents. Emissions should be carefully controlled.
995	Environmental protection and more farming.
998	Preserve as much green land as the County can.
1000	Less commercial development.
1005	Preservation of the land in the County.
1006	Need to preserve the land; offer incentives for commercial development to build in areas where there is dormant land; Newtown is being built up but not occupancy. Jamestown and Monticello - incentives to occupy it; take existing areas and give tax breaks to move in and have to be in there a certain time to recoup taxes.
1007	Preserving farmland.
1008	Set aside land so that it isn't used.
1010	Preservation, conservation, and providing green space in the County.
1014	There should be more housing for middle level income residents.
1016	Stop the over development.
1021	Some set aside for farming and green space.
1024	More local farms to provide more food.
1026	Housing for low income homes.
1028	Need power, sewage and schools.
1031	Preserve rural lands.
1032	More open green spaces for the people.
1033	Protect the environment.
1035	Non development.
1041	Preserve the land.
1042	Conservation.
1045	Controlled development.
1050	Lower income housing.
1051	Should change land laws.
1053	Preserved and to sell local food at the market and get subsidies for selling it there.
1057	Preserve the rural land.
1062	Roads should be right width/big enough to support growth.

Q9. Continued.

<u>Respondent#</u>	<u>Response</u>
1064	Environmental protection.
1065	Keep the agriculture high. The number one resource is water.
1066	Keep it the way it is.
1067	Promote farming.
1068	More community centers, more parks.
1071	Limited development.
1073	Preserve land and grow food.
1079	Stop building and trying to maintain ambiance of James City County. Really emphasizing-stop building on the land.
1097	Preservation of open space.
1098	Some type of additional parks or maybe encourage some residential development.
1101	The most important thing for me is that the rural land is dissolved responsibly. From my experiences, James City County has done a very good job. The inspection department should manage it well to make sure the construction is done sustainably. I don't think farming as a whole is as important to the County as it used to be.
1107	Leave them alone; preserve them.
1108	Preserve the rural lands.
1110	Preserving land for farming and historical sites.
1111	More affordable housing.
1113	Keep it wooded and natural.
1118	Need to make use of existing buildings, instead of building more.
1124	Maintain farmland.
1125	Slow down commercial and home building.
1129	Things for young people--teenagers-- that will keep them out of trouble (ex-- skating rink).
1131	Preservation of the land.
1133	Less development, no more new development.
1134	Stay the way it is.
1141	Less growth.
1143	County needs to develop plan for growing and developing areas by zones; be balanced with land use-- parks, recreational, maintenance, make sure the services built on rural lands would be free.
1144	Keep it the same.
1149	Technical development and natural preservation.
1150	Maintain for farming.
1151	Housing development and community development such as recreation and education.
1153	Needs to think about existing land owners when building developments and not damage their land.
1156	Moderate development.
1161	Preserve wildlife. We are taking it away like it is nothing we don't need anything more. There is too much development now days.
1163	Maintain the trees, forests and waterways. A good balance between development and agriculture.
1165	Maintain and pay taxes; don't give up the land.
1168	Having a balance of residential, business, and housing, and industrial. One brings the other and they need each other. I don't like industrial expansion, but it is necessary.
1172	Should be preserved.
1174	Keep activities and land uses for the senior citizens living in the County.

Q9. Continued.

<u>Respondent#</u>	<u>Response</u>
1175	Used to attract additional industry for job creation.
1180	More housing and subdivisions. More programs for the kids. Better jobs.
1181	More parks and recreation centers, youth athletic fields.
1184	Mixture of land types and areas. Preserving rural land for farms, conservation areas.
1192	Maintain the environment.
1195	Preserve the land.
1197	Preservation of the land.
1198	Preservation and promoting farming in the rural lands.
1199	More industry and housing, improve schools, etc.
1203	Left alone.
1205	Keep it rural.
1206	There should be an even mix of residential and open areas.
1207	Maintaining the rural lands, especially the trees.
1213	Railroad utilized for public instead of commercial use.
1214	Preservation of open spaces and less development of housing areas because population density is already very high.
1221	Balance development with infrastructure.
1223	More residential development.
1225	Leave it the way it is.
1228	Housing for lower income.
1238	No more violence.
1241	Even more parks and recreations activities, more dog friendly parks.
1250	More recreation for open areas- for example bike trails.
1252	Need more industries or raise taxes on industries (big land properties); need Costco or Sam's to pay better tax rate; more factories. Find ways to support County without giving benefit to farmlands.
1253	More stuff for the kids.
1254	More farming.
1259	More events in those areas.
1260	Preservation of land.
1262	Conservation, preservation of the land itself instead of having more building; turn old buildings into new ones instead of building more; have more housing for the less fortunate and an opportunity for a trade to be learned instead of just giving it to them; make smaller class sizes for education in the schools; pay teachers more money.
1265	Add more industrial businesses.
1272	More network infrastructure.
1273	Keep farmland because that's the reason people come here.
1274	More affordable for working class citizens.
1276	Preservation.
1278	Preserve the element of rural.
1283	Development of an amphitheatre, casino, and other entertainment buildings to build revenue and satisfy tourists.
1288	More middle income housing.
1292	Public access to trails, sidewalks, normal exercise opportunities.
1295	Should try to create more industrial development to create jobs and increase tax base. Need high tech development in order to compete with Richmond.
1296	More neighborhoods that preserve natural; larger lots with lots of land (way of preservation, neighborhoods with lots of trees.

Q9. Continued.

<u>Respondent#</u>	<u>Response</u>
1298	Keep agriculture going and stop development.
1301	Preserve some of the rural area.
1308	Continue farming.
1313	Take up more hunting grounds.
1315	Mixed use, designations, increase economic opportunity.
1323	Things that create more jobs.
1327	Better services for the people.
1329	Don't develop land too much, too many empty shopping centers.
1330	Preserving the land that already exists in the County.
1333	Protection of the land.
1335	Preservation.
1339	Keep the environment area clean, build more for younger kids.
1340	More parks and recreation.
1341	Open space.
1342	Farming; no more development, keep it natural; learn how to live off the land more; 4-h uses; agricultural uses, livestock.
1344	Maintain them.
1346	Parks in the outskirts need to be improved.
1351	Developed according to job opportunities or families.
1359	More parks. Additional recreational facility in upper end of County.
1360	Keep them rural.
1364	Preserve farm lands.
1368	Preserve as much of the rural land as physically possible. More planning on development in the County to prevent unnecessary development in these lands.
1370	Preserve the land.
1371	Targeted development of commercial properties.
1374	More preservation of farmland.
1379	Preserve land and build slowly.
1381	Maintain what the County currently has.
1391	Balance conserving the land while also providing the services needed for the people living there.
1394	Need to preserve what we have as much as possible and reuse some of the empty commercial spaces that are sitting around instead of building more.
1396	Maintain the County as it is.
1398	Preservation.
1403	Preservation of the land for forestry or homes on larger lots. Bring in new trades such as farming to produce self sustaining local produce or vegetables to sell to local restaurants.
1405	Get rid of rural lands. Get rid of 4-story buildings. Taxes are ridiculous.
1411	Preserve watershed areas; major roads need to be widened.
1414	Less commercial building.
1416	County governments need to stop regulating as much as they are.
1417	Reserved for farming mostly.
1427	Preservation of natural areas.
1428	Nothing should change.
1431	Providing enough space for growth of school population.
1435	Continue development of land to provide housing and facilities or maintain the existing facilities.
1436	Environmental protection programs and preservation of free space.

Q9. Continued.

<u>Respondent#</u>	<u>Response</u>
1437	Protection of green space.
1439	More housing development.
1440	Keep them rural.
1444	More stores, buildings, and housing development.
1445	Government stays out of it.
1447	Leave it alone, keep it the way it is.
1451	Houses on larger lots (2 plus acres minimum per lot).
1452	Maintain the lands and keep for farming or personal use.
1457	Stay rural.
1459	Manage growth and development.
1461	Just slow down on the commercial development and the apartment complexes that are being built. There are a lot of them just sitting empty.
1469	Industry is moving too fast, need to preserve land.
1474	Stay the way it is and have it always be farm land.
1478	Preserve the farms as much as possible, do not impact the environment.
1479	Conserving the land.
1484	Family recreation facilities.
1487	Slowly let it change naturally.
1488	Mixed use.
1489	Protect and maintain green spaces, while managing the increase of traffic and support of public schools.
1491	Use what they have for roads and schools, renovate them.
1499	Balance between all developments.
1503	Preserve the farm lands and open space.
1510	Housing for seniors; activities for kids.
1518	Highways.
1519	More attractions for tourists; preserve what is already there.
1521	They should stay rural and farmland is very important.
1523	Sidewalks, neighborhoods, streetlights, recreation center for kids.
1524	Keep them rural.
1525	Land for economical development.
1526	More agricultural, keep it rural.
1527	Protect the natural environment.

Q29. Finally, what would you most like to see change in the County in the future?

<u>Respondent#</u>	<u>Response</u>
4	More cooperation amongst board of supervisors.
8	More shopping malls.
11	Communicate with community members. Police need to go to Williamsburg to learn how to be more hospitable.
13	The nightlife activities and venues for younger age groups ages 21-30.
19	More activities and facilities for children.
21	The people in charge need to be more open-minded about decisions being made.
22	Pave more of the roads.
25	Homeowner associations.
26	Consistency with services throughout the whole County.
28	Improved roads.

Q29. Continued.

<u>Respondent#</u>	<u>Response</u>
30	More water preservation when building businesses and neighborhoods.
33	More logical approaches to taking care of environment. More education for younger kids for skilled-craft jobs (not college).
34	More activities for kids and senior citizens.
36	More snow removal in the neighborhoods.
37	I would like to see another park for kids.
39	Adopt a status quo and not be so concerned about rapid growth.
44	Improve trash removal services and recover lost costs at the dump.
45	Cut back on commercial development.
53	More affordable housing.
54	Financial stability.
58	More local farms. Better historic preservation.
59	Funding for schools.
60	An additional aquatic center.
61	More planning for commercial/building.
64	Nothing for our age.
65	More things for the children. More homeless shelters.
69	Less development of rural land.
70	I would like to see the vacant stores used, like the Ukrops store.
71	Keeping the balance of development, any development should be mixed use. More crosswalks!
72	Fewer rednecks.
73	Less development.
76	Better control over commercial development, more centralized planning.
80	The makeup of James City supervisors-too much politics going on and It is hurting the County.
81	Level of cooperation between elected officials.
85	Clean up old houses.
87	Stop building.
89	Bring in companies that normally appear around college towns, like Whole Foods. Attract more retirees.
90	Less development.
92	Stop overbuilding.
94	The way they decide administrative issues within schools and have better school facilities.
101	The quality of the shopping.
102	Street lights.
103	Use and repurpose of currently existing commercial space instead of building more stuff.
105	More police force. All neighborhoods patrolled 24/7. More police monitoring the main roads like Monticello and such and in Colonial Williamsburg area etc. More play areas and playgrounds, more recreation areas. Transportation for older teenagers to and from neighborhoods. More affordable housing in the Grove area and get rid of the crime. More opportunities for low income people. Another library.
107	Better use of old buildings and repurposing buildings instead of building new buildings. Less pre-fabricated homes.
111	Build an aquatic center.
112	Correct deer problem. Stop clearing land for commercial development.
114	Water fee charges.

Q29. Continued.

<u>Respondent#</u>	<u>Response</u>
116	More technical education.
121	Stop building so much.
126	Use vacated lands and buildings for new businesses instead of knocking down trees.
127	Growth needs to slow to a halt. More help for lower income population; look for ways to help these families, give money to food banks.
129	Not so much road development and fix buildings already standing to create new businesses in the future.
141	More activities for senior citizens.
147	The level of prejudice of the majority race.
150	Pick up their trash; they do it through private companies.
162	Add a Costco.
163	Continue the emphasis on pre-elementary and high school preparation for workforce or advanced education.
179	More low income housing.
182	Vocational and associate degree programs; Vo-tech programs of post-high school students.
185	Offer more services for the high taxes they are paying, especially on the water; trash isn't picked up by the County. Investigate welfare cases.
188	Give consideration to how money is spent, be smart about budget.
189	More money invested in the schools.
194	Less shopping developments that wind up empty.
210	More recreation events.
211	Better housing planning.
212	Roads need improvement.
216	Need better schools.
217	No more commercial development.
218	Judicious building plans; we have a lot of over underutilized commercial buildings, yet new buildings are being built.
219	Growth management.
220	Less traffic congestion.
227	Less government.
229	Recreational things for kids.
232	Road construction and planning for traffic patterns.
234	A boat dock at the brick yard boat ramp.
237	See the roads improved and more money to the school systems.
240	More control over unnecessary development.
244	Less construction, what has been done is attractive for the area and easy to park, with nice designs and layout, but need to stop. Utilize what is already built or break it all down and build on ground that is already provided with lights and electrical.
245	More serious about open spaces, bike, and walking paths.
260	Improved quality of education.
261	Stop more people coming, too many homes.
263	Less building and less spreading of concrete.
265	Some citizens are in an uproar over zip code and address changing to Williamsburg. Thinks citizens should not be protesting or attempting to reverse this change to Williamsburg label on mailing.
266	Better cooperation and better self responsibility on the board.
269	More lower income housing options for the people.

Q29. Continued.

<u>Respondent#</u>	<u>Response</u>
270	Less development.
277	Homeschoolers dual enrollment at Thomas Nelson, for no fee.
280	Better water system in houses.
281	More walkways; public transportation.
283	Residential increase.
288	The ability to have more trails to make it easier to get around.
292	Bridges need to be improved, so do the roads. There's too much crime - need more police force. Keep more "green" space.
294	Okay the way it is.
295	Prioritization of expenditures and budget plans.
298	Less commercial buildings.
299	The population needs to slow down to avoid problems and issues within the County.
305	I would want it to start changing now.
310	I think they are doing a good job, I like being by the historic places on all my land.
318	More nice places to walk.
322	Preservation of the character of the Williamsburg area.
323	Put old people in charge of court systems.
324	More compromise among the supervisors. More measured growth with land and water being the top priority.
327	Control the deer.
330	Less building of commercial things.
335	Less buildings and more walking/bike trails from community to community. Fewer shopping centers-use what you have instead of building and building (empty shopping centers).
338	Add more family and youth related activities.
339	Less development and more outdoor activities or family events.
340	Less politics in decision making.
342	More concentrated housing (too many big lots), integrate areas and set aside more area for productive enterprise.
343	Improvement in transportation. More city planning with neighborhoods with access to recreation and shopping. Less large corporate expansion, more small businesses.
346	More development.
347	Stop cutting down trees. Try harder to use existing buildings rather than just building new ones.
348	Improvement on the roads.
351	Lower taxes.
359	Change in provincial attitudes toward people who come from other areas.
370	Older roads widened and repaired. Improvements in mass transit including buses. More sidewalks in the developed housing neighborhoods.
377	Slow growth.
380	Slowing the development of residential and commercial development.
381	Taxes should be relocated to more suitable areas.
382	Have fewer standing buildings with nothing in them. Tear down old places. Ease traffic around Monticello and other places that are dead.
383	Put the brakes on development!
384	More lights.
392	More emphasis on preservation of open spaces; less on new construction by using already constructed buildings.

Q29. Continued.

<u>Respondent#</u>	<u>Response</u>
394	Improved water quality.
398	Less real estate taxes for seniors, charge fees instead of taxes. Lower board of supervisor salaries. Improve fire and police departments.
402	More business development, shopping opportunities and amenities. Like to see the area grow.
406	Satisfied with living conditions. A lot of malls that are empty; stop opening up malls that die.
408	More interstate development.
413	Development is good, so maybe a little more so they don't have to go so far to get to certain resources.
419	Focus on education, better schooling. More recreational opportunities, bikes/jogging paths.
421	Pay raises for teachers, officers, and fire fighters.
422	Better use of empty retail space.
425	More conservation.
426	Better communication and get rid of access administration.
430	More sensitivity to environment and preserving the County's natural resources.
436	Don't change too much. Keep green spaces and don't over develop.
439	More walking and biking trails.
440	Better jobs and better training.
441	Less residential development.
442	More volunteer participation and an active program that addresses the County's needs and publicize them so that more citizens would volunteer.
444	Work on the traffic; expand I-64, a lot of the smaller roads as well. Tough to get out of Williamsburg.
446	More athletic services.
447	I'd like to see less government especially in the spending area, we should hold the current level of spending.
448	Improvement in James City County council.
452	Bring revenue into the County; the County prevents businesses from coming into the city and it decreases tax revenue. Their standards are too high. The tax burden is falling on our citizens since they prevent new businesses from coming into the County.
453	I would like to see more bus routes out to the Governor's land area. I would also like to see old, empty commercial buildings being repurposed instead of building more things.
455	Improve services, law and order.
459	Not so much commercial development.
462	More adult education.
467	Not much, just fewer lights.
471	Less commercial development (too much currently); thoughtful planning for use of space.
472	Following through with promises made; delivery of commitments.
475	Too much building.
478	Improve schools.
489	Fine with it the way it is, nothing.
490	Fewer restrictions.
493	More academics for the kids.
500	More entertainment for middle school and high school, indoor entertainment.
503	Less development.
505	Road improvements and focus on more walking trails, multi-use trails.

Q29. Continued.

<u>Respondent#</u>	<u>Response</u>
514	Better salaries for teachers. More grants and opportunities for non-profit groups. Protect the environment.
518	Need better vocation schools.
522	Find out about County initiatives.
525	Supervisors stop fighting. Controlled growth of residential area.
534	County supervisors are more cooperative.
535	A better recreation center and fitness classes.
543	A little more residential road repairs and drainage repairs.
545	Less change.
551	Traffic light in Rochambeau and Old Stage Streets across from Williamsburg Christian Academy (too many accidents).
555	Supervisors more responsible for what the citizens want, developers are controlling everything.
557	Keep the taxes low and stay within the budget.
570	Add more children and teenager activities or programs. And communicate it better so we all know what is going on.
572	Representatives focus on the citizens; they have their own agendas, need to listen to the people, same as school board.
574	More tourism.
575	More diversity.
577	Give firefighters a raise. York County side looks better than James City County.
578	More public access to water ways.
579	More residential development for low income housing citizens.
582	Political change that won't happen.
583	I would like the County to continue to be a rural place but also have more industry come in to provide jobs, also less retail spaces.
584	More opportunities for the youth who don't have jobs; more training.
585	Happy with it as is; chose to retire here.
586	The school system is spending too much money on everything. Better organization and planning on the superintendent's behalf.
587	Building regulations.
591	More talk between elected officials.
592	Lower amount of students per teacher in the County.
597	Increase tourism.
600	I want to see the Whole Foods.
601	Cut down on new commercial development and the overcrowding in schools.
605	Utilize buildings that are empty instead of creating more buildings.
614	Spend the dollars more smartly.
619	Slow down the growth of the community.
620	Less development.
621	Lower taxes.
628	Better roads; more community services; night activities for adults and kids.
630	Supervisors need to work together with less disruption- they do not work as a team.
634	Continue support of good schools and recreation, parks, and hiking and bike trails.
647	Agricultural and natural resources agent employed full time by James City County.
662	Less building and construction areas in the community.
667	More housing options for middle income residents as well as more jobs.

Q29. Continued.

<u>Respondent#</u>	<u>Response</u>
671	Pay someone to backflow test for the irrigation system every year; it gets expensive for retired people and there are other principalities around that don't require a backflow test for irrigation systems.
674	Try to keep access roads of John Tyler (route 5) and 199 and Jamestown Road and other interstates clean of trash, litter, and debris.
685	More morality in the community and the people.
686	Slow down building.
689	Slower growth.
694	Less building, both residential and commercial. Less spending on unnecessary studies.
697	Board of Supervisors work together.
704	More recreational things in the community and more events.
708	More activities for the children.
710	More thoughtful approach to the education system, emphasizing student needs and not so much on administrative needs.
712	Spend their money wisely and not on school administration building; more support of County employees because employees will leave if not.
714	Enforcing cleaning of people's property.
720	Expansion of lanes in 199; too much traffic coming from I-64.
736	More activities for kids after school and during summer.
743	Development in open spaces.
744	Better recreational facilities and programs on the east end of the County; don't have walking/bike trails like one on the west side. Better hours since one on the east end closes on weekends and kids have to travel to the west side. Cost of living really high, jobs do not pay enough to match the cost of living; also not enough employers.
746	Kids getting more opportunities for involvement.
747	Improve public transportation.
748	Better water services.
749	Help with more opportunities for people who do not have anywhere to live; get them thinking of an alternate lifestyle than the one they are currently living. Provide some way of training to get them out of their current lifestyle. Don't judge them for every little thing because that is all they currently know and they have to learn another way.
754	More access to housing for those in the lower income brackets.
756	Affordable homes that people can live in; really nice homes, not low income housing (the projects).
767	Improve overcrowding in middle schools.
769	Better schools.
770	I would like better water control.
773	Cheaper homes for senior citizens.
775	More sports facilities.
778	More help for the aging and those who are less fortunate; instead of taking their homes, fix them.
780	More recreation for the youth to keep them out of trouble, bike trails.
787	More cooperation amongst supervisors. They seem to each have their own individual agendas. They seem to put their own agendas before their constituents, very selfish.
790	Governing bodies need to change; individual people on board of supervisors (do not act in interest of people).
793	Less development.
796	No new administration building--utilize buildings already there.

Q29. Continued.

<u>Respondent#</u>	<u>Response</u>
799	More for the youth, more recreation.
800	Improve the schools.
802	More services such as trash, water, and sewer.
804	More affordable housing for working families.
811	Get rid of the idiots on the school board that remodel a school and then have to turn it back into a school two years later.
812	More school activities.
813	More bike/walking paths.
817	Need to fix traffic issues. Time traffic lights better. Focus on the roads.
821	Continue services and safety.
828	Keep places for the kids to go. Keep them out of trouble.
831	See the Board of Supervisors work better together.
841	Better use of buildings that are left vacant.
842	More attention to public safety and appreciate County employees.
843	More local services for older adults, plus sidewalks!
845	More effective management of the school systems and how they spend their money.
846	No development of rural properties.
847	More activities for young children/recreational needs; less empty buildings/businesses.
855	More recreational opportunities for the kids.
859	Restrict immigration.
865	Controlled development.
869	Some of the growth done more responsibly with consideration of wild areas and some semblance of traditional County. Waterways maintained and traffic managed; less rampant growth.
871	Condition of the roads needs improvement.
879	City sewerage.
883	Add trash pickup.
885	Less development in real estate until the County uses up all of the current property.
893	Board of supervisors, work on governing body.
895	More resources in the County.
896	Too much for her to even talk about. A really good Manhattan style eatery.
898	More for the schools.
918	More retail.
919	More communication.
923	Recreation for the youth.
926	Too much excess building.
927	Less commercial development.
933	Take a Nordstrom department store! Good shopping, not more junky stuff.
940	Less police presence; they are overstaffed and it is a waste of resources. Increase in teachers' pay.
941	I want the Board of Supervisors to be cooperative. I want the north part of the County to be left undisturbed and rural. I do not want the Mooretown Road extension. I want the proposals regarding new schools to happen; I don't want too much tax money to be spent, we have enough schools already. To continue to emphasize the character of James City County.
943	Better education system.
945	More jobs.

Q29. Continued.

<u>Respondent#</u>	<u>Response</u>
948	Just make all of the things they offer more accessible, for example, more public transportation.
950	Have more low income housing or middle income housing. I live right at the edge of the County and Williamsburg and I can definitely see the difference.
951	Better roads and highways.
952	More recreation.
957	Upkeep of the road ways.
959	Fix the roads and maintain them.
971	I'd like to see ditches replaced with storm sewers and sidewalks to facilitate bicycles.
972	Improve schools.
975	Library expansion, and extended trail systems for walking and biking.
980	More emphasis on education.
981	Less building.
984	Less money spent.
986	When development is necessary make it as attractive and landscaped as possible. The expanded parking lot of Busch Gardens is a good example of bad development.
990	More sporting events for youth.
991	Preserve the green areas.
992	Control the growth. Retail, commercial shopping centers are too much.
995	Less building and development.
1004	Trash pickup.
1005	More controlled development, both residential and commercial, and coordinated with the city of Williamsburg. Also, the addition of sidewalks on the County roads.
1006	Sustainable design and using lands that are already vacant; roundabouts for traffic.
1008	Quit wasting money on decorating the sides of the street.
1010	Change the politics on the board.
1014	More programs for the underprivileged children.
1016	No power lines through James City County.
1021	More emphasis on schools, specifically teachers.
1022	Better communication; not aware of newsletter.
1024	More public broadcasting about traffic regulations.
1026	More affordable homes.
1028	Renovate old stores.
1031	Like to see that the youth and everyone else have more sports facilities and walking trails for entertainment.
1033	More bike lanes; specifically route 199 opened up to bikes.
1035	Preserving farmland and less building and less spending money for tourism.
1041	Improve the roads and highways.
1043	Less spending on stuff they do not need to.
1045	Controlled development.
1048	More roads.
1050	Like to see more affordable housing for the lower income bracket.
1051	Change land laws.
1053	The amount of elderly people that live here. The sense of community is lacking.
1057	Stop building so many houses and leave the rural lands alone.
1058	Less growth.
1062	Better roads.
1065	Focus on the current basics of the services already provided.

Q29. Continued.

<u>Respondent#</u>	<u>Response</u>
1066	Nothing, keep it the way it is (with the open spaces).
1068	More community recreations.
1071	Eliminate personal property taxes.
1073	More community involvement.
1079	The method of choosing supervisors; stop building.
1097	More open, intelligent election process, more transparency in County supervisors.
1098	Disconnect between city of Williamsburg and James City County needs to be improved; need to work together to improve areas for tourism. Taking care of beautification needs to become a priority; weeds, grass and trash are turn offs. Also need to make it easier for builders to initiate new ideas as far as housing--County needs to be more open to new ideas for builders. Need a variety of housing for those who do not want/or can afford huge houses that are stacked on top of each other. New alternatives for housing.
1099	Develop and redecorate older buildings into new buildings.
1101	I really love this County; they do a really good job here. Maybe a better waste disposal system? Tax-payer funded waste disposal system.
1107	Less development and more preservation.
1110	Putting more money into the public schools and fixing the boundaries between the qualities of schools. They are unbalanced; socioeconomically unbalanced.
1111	More affordable housing.
1113	Population growth stopped.
1120	Voluntary benefits for employees, specifically AFLAC disability insurance options.
1124	Forward thinking like Yorktown.
1125	Do a better job on roads; roads are nasty and do a lot of damage to vehicles. Need to take care of pot-holes and roads in development.
1129	Transition from septic tank to sewage.
1131	Less development, keep the rural feel.
1133	Education is good. Use up what we already have instead of making more.
1134	Stay the same.
1141	Stepped up police force for speeders in residential neighborhoods.
1143	Better development plan, school improvement, better recreation areas; water and sewage needs improvement, general improvement in trash collection--too expensive for quality of service provided; too many power outages during storms that are not properly dealt with.
1144	Have environment issues as the number one priority. Also improvement of recreation facilities too.
1150	County supervisors would get along and focus more on the community rather than the politics.
1151	More community centers.
1152	More activities for the kids.
1153	The spending habits to not be one-sided; need to be for everybody.
1155	The police department and their response time.
1161	There needs to be a newsletter or flyers. Older people don't have any clue what's going on because they don't use computers as much. Even if it is just a little flyer to update people (hang in post office?) The local paper is not that good.
1162	The County needs to fix the ditches in front of homes.
1163	Do more to improve tourism and attracting tourists.
1165	Prices to go down.

Q29. Continued.

<u>Respondent#</u>	<u>Response</u>
1171	Prices need to go down and provide help for the ones that need it. Help people without money.
1172	Growth of the population to slow down.
1174	Improvement of the highways and roads.
1175	Build affordable housing.
1178	Renovating the area on the roads to make more a cosmetically sound environment.
1181	I would like them to be more technologically up to date and savvy. It is hard moving here and dealing with how slow some things are.
1184	Not developing more land while there is land that has been abandoned. Also maintaining and preserving the land that already exist.
1188	More affordable housing.
1192	Improvements on roads.
1195	Stop building so much.
1197	Less traffic and better water quality.
1198	See a slowing down of the development in the County.
1199	Efficiency as a County.
1201	The prices of the cable bill are too high.
1203	Not so much growth. Preserve trees, stop cutting trees to build new shopping centers when there are old ones not being used.
1207	Take care of roads better-- too many potholes.
1213	Transportation--increase in road quality; roads needs to be widened (extend 64 to 3 lanes), train available for transportation more businesses (James City County is too anti-business) need to bring more business and still preserve land. Too many people have to commute to Newport News, Norfolk and Richmond for jobs because there are no jobs in the County (County really only has tourism).
1214	Less development.
1219	Less commercial development; grocery stores and restaurants.
1221	Public access for boating.
1228	Housing for lower income and sports complex.
1238	Needs more development for cleaning in the facilities. More people to come see Virginia.
1249	More trails and sidewalks.
1250	More recreation areas. Keep the roads maintained. Needs to be less development.
1252	Put speed bumps on Centerville Road.
1253	More activities for the youth; such as after-school programs and recreational things.
1254	More housing opportunities for people with mental health issues.
1259	More things to do for teenagers.
1272	Costco.
1273	Maybe better transportation methods.
1276	More attention to bypass. More sidewalks for college students.
1281	Grinder pump that contractors put in doesn't get stuff pumped out when the rest of the County is just fine with County pumps.
1283	Development of a venue.
1287	Community events that are more affordable.
1288	More funding for schools for music and arts.
1294	Her neighbor needs more lighting and sidewalks.
1295	Can use larger number of supervisors - need more rural people with a better training program and clearer understand of people's role.
1296	See more development in northern James City County, like grocery stores, commercial.

Q29. Continued.

<u>Respondent#</u>	<u>Response</u>
1301	Building in the County needs to be more regulated, building too fast. Emphasize colonial heritage in community.
1308	Bring in more industry other than tourism.
1315	Put people to work. More activity in the northern end of the County.
1317	More serious about school funding; need to spend money better.
1323	Keep changes small.
1327	The way they treat citizens; need better services.
1329	Less arguing amongst board members.
1330	More affordable housing and more business.
1332	Set aside more recreations. Opportunities for low income kids.
1333	Have the roads fixed and I-64 widened.
1339	Not so much building for tourists, focus on the residents.
1342	More resources for teenagers; activities/places for them to be safe with fun things to do (13-18 age).
1344	Better facilities, swimming sports specifically. Better education as well.
1346	Improvement in park facilities in the outskirts.
1351	More programs for small businesses/entrepreneurs.
1358	Because it is such a tourist and retirement area, programs for non sports related kids are limited.
1359	Less development. Keep farmland and co-op with farmers.
1360	Getting overcrowded; less building.
1364	Slow down residential development.
1368	Less development. More affordable senior housing near medical and social needs for middle-income residents to allow having more sense of independence.
1369	More youth programs and opportunities.
1370	Eagle preservation. Too much building.
1371	A gun range.
1374	Be more conservative and efficient in the use of tax dollars.
1379	More senior affordable housing.
1380	Better work on the roads.
1384	More community recreation.
1391	More services for special needs.
1396	More affordable housing and cheaper food service choices.
1398	Preservation and less dependence on commercial business and more on tourism.
1399	Wants more tax base.
1403	Less residential growth.
1411	Work on interstate connections.
1414	More outdoor sports facilities.
1416	Less government interference.
1417	More industrial.
1419	Nothing at all-keep it the same, not too big.
1435	The County should be open to supporting the field house and aquatic center; it would bring young people new activities in the County. They should also continue to keep bike paths and widen public roads for this service.
1436	Better communication with the school boards on education. School boards more receptive to concerns about issues with education from the citizens of the County.
1437	Better schools; not larger but better.
1440	Everything to stay on the west side of 64.

Q29. Continued.

<u>Respondent#</u>	<u>Response</u>
1442	More housing communities.
1444	Everybody to be treated fairly.
1445	I'm not sure; hope it stays the same.
1447	Less shopping centers; use empty ones instead of building new ones. Don't destroy trees.
1451	Bike and hiking trails.
1457	Nothing--no problems.
1461	Slow down the growth. Focus more on the local growth and needs, instead of just focusing on the tourists.
1469	Better school programs.
1470	Minimize the congestion because there is so much development.
1472	Make community initiatives more affordable. Unless you are a senior or part of the church you have to be very rich to do anything in the County.
1474	Slow the development that's going on in the Newtown area- we don't want to turn into Newport News. No more!
1478	Nothing to change.
1479	Schools need to be better; schools are far from where they need to be.
1489	Support public school, manage tax rate and distribution of tax monies, and control growth.
1491	Firing the police.
1499	Metered population growth.
1503	County preserves the open space; we have to stop the excessive commercial and residential development.
1505	Better roads.
1510	Housing for seniors.
1512	Different activities to keep kids off the streets.
1519	More parks and trails.
1521	Less development and preservation of farmland.
1524	Better governance and better supervisors, supervisors do not plan efficiently.
1525	Needs more focus on the County; more educated workforce.
1526	More freedom for land-owners who pay taxes for land especially in rural areas.
1527	Stop commercial development, salvage what we have.

Q30. What do you like best about living in the County?

<u>Respondent#</u>	<u>Response</u>
2	The quiet.
4	The quality of life and the services provided are good for the taxes you pay.
8	The space they have and how it is not over-built.
11	Pleasant to live.
13	Not a lot of trouble out in the community.
19	The people are nicer and it is much quieter.
20	Very cooperative working government.
21	Enjoy the fact that everything you want is there and it is safe. Walk around enjoying the atmosphere.
22	The size of the community.
23	Nice scenery.
25	Trails and nature areas.
26	A lot of opportunities. Schools are good. The communities are close knit.

Q30. Continued.

<u>Respondent#</u>	<u>Response</u>
28	Community center.
30	Accessibility of special programs and opportunities for recreation or entertainment.
33	The spring and fall weather; cleanliness of town.
36	Lots of cultural things; good churches; good restaurants; very safe; lots of activities.
37	I like the historic preservation, the beauty, and the safety.
38	A mix of cosmopolitan and rural cultures.
39	Lots to do.
42	Small town feel.
43	Scenery.
44	The greenery and openness.
45	Quiet and rural.
49	Recreation opportunities.
53	It is safe. The location is convenient.
54	Location near Williamsburg and activities.
58	Opportunities, activities, and places to visit-history.
59	It is close to my grandchildren. The availability of Williamsburg.
60	The shopping and recreation.
61	The size and community.
62	It is just convenient and a good place to live.
63	I feel safe.
64	Just the area and history.
65	The ease of getting everywhere.
68	It feels safe. Lots of options for things to do.
70	Taxes are reasonable; people are friendly; and the weather is nice.
71	Nice balance at the moment, urban and rural.
72	The roads are good.
73	I did like the rural setting, but it is too city-like now.
76	The history. Also access to recreational waterways.
80	I used to like that it was small; now there is too much growth though. We're very happy here though since it has everything we need.
81	The schools and other services that are provided by County staff.
84	Location; historic Williamsburg.
85	It is quiet; not crowded; safe.
87	The rural areas.
89	Still somewhat quaint, but getting out of hand.
90	The solitude.
92	We've been here so long so it is hard to say.
93	Access to historic areas; major ways of travel.
94	The history.
98	Variety of activities, close to water.
101	I love the fact that it still feels like small town sometimes.
102	Safety and accessibility of services.
103	The size of the community.
104	Safe and very pretty year round.
105	Crime free, very good police and medical facilities, with access to urgent care. Clean air. Opportunities for children (although their fees need to be lower).
107	The open space there is and I love the libraries.
110	I like the environment and community.

Q30. Continued.

<u>Respondent#</u>	<u>Response</u>
111	It is a big city services and small town feel, and great schools.
112	Parks and trails. Services. The size.
114	Rural environment provides a better pace of life.
116	Safety. The convenience to cultural events and large cities like Richmond or Virginia Beach.
119	Hometown atmosphere.
121	Small-town atmosphere, beauty, nature.
126	Many wonderful cultural opportunities.
127	Lived here her entire life, and still has that hometown feel. Everything that you want to do is here. She enjoys the college nearby. Rural feeling.
129	The shopping areas and activities that are available.
133	Quiet, safe and nice.
137	The environment; peace and quiet.
141	The people and the neighborhood.
145	The land.
146	Loves Patriots Colony, well cared for there. Provides freedom and own house but do not have any worries that come with owning a house.
147	It is safe and clean.
150	One hour from the beach, one hour from the mountains; has small town flavor, pleasant.
159	I like the rural setting.
162	In between rural and city but is out of the way of craziness.
163	The climate. Informality in the range of social and cultural activities that are available.
165	The access to the surrounding community, specifically colonial Williamsburg.
172	The schools, the safety of the County, security, the beauty.
179	Parks and recreation for kids.
180	Likes everything.
182	The open space and lack of heavy traffic. Proximity to William & Mary and cultural attractions and history.
185	Lived here for so long, it is a good home community. It is close to Williamsburg.
188	Like that they have college, and concern about education. Nice climate.
189	Always been a nice place to raise a family.
194	It is isolated to itself.
201	The services are adequate and a safe pleasant place to live.
208	Love it here!
210	The rural area.
211	Living near a college town.
212	Neighbors.
216	A lot of things to do.
217	Services; ambiance; openness.
218	The size of the community.
219	Safety and security.
220	The parks and recreation opportunities and the library facilities.
224	Safety.
227	Aesthetics; proximity, close to Williamsburg.
229	Sense of community.
232	It has very close proximity to nearby attractions.
234	Not too populated.
235	Trees. Not having so many stores and shops.

Q30. Continued.

<u>Respondent#</u>	<u>Response</u>
237	The parkways and tourist attractions.
239	All the activities going on; use the recreation center a lot.
240	Relaxed atmosphere.
241	The close proximity of everything.
244	Not much traffic, easy access to any and all entertainment, shops, foods, and doctors offices.
255	Happy with everything.
260	Green space, outdoor possibilities, general ambiance.
261	Wonderful place to raise family.
263	It is a well-run County. And I enjoy living here for historical culture.
265	Historical background of area.
266	Atmosphere and the parks and outdoors activities.
268	It is quiet.
269	Great County.
270	The low property taxes.
277	Tourist destination, and clean.
280	Not too big and not too small; just right.
281	Rural feel, not overdeveloped; near highways; clean, safe; good education systems.
283	Advantages of services already in existence.
288	Proximity to beach and Richmond. The size.
292	Liked the historic area near the County; has a lot of charm.
295	The multi-generation and cultural aspects and good County management.
298	Conveniences, downtown, comfortable.
299	That it is not too big.
301	One part of County is a good area; not fond of living close to Busch Gardens.
305	There is tourism and shopping. Traffic is not bad here and everything is pretty close. Close to Newport and Richmond. Close to everything without being overpopulated.
308	The nature in the County and the way it looks.
310	Historic preservation of old buildings.
311	Like the quiet town, history.
316	It is rural atmosphere.
318	Laid back community.
322	Historical environment.
323	Loves the weather.
324	Scenic beauty.
327	It is quiet.
330	A lot of things! Four seasons, water activity, history.
334	Being near my family.
335	Diversity; lots to do; close to everything.
338	Safe and good place for a family.
339	The safety and quality of life.
340	The upkeep and atmosphere of the County. The people are also very friendly.
342	Value structure of colonial Williamsburg; historical value.
343	Safety; landscape; parks.
346	Family friendly. Good schools.
347	Free recycling pickup and existence of nature and wildlife to enjoy.
348	Everything it offers.
351	The recreational center.

Q30. Continued.

<u>Respondent#</u>	<u>Response</u>
359	The history, culture, influence of William & Mary.
370	The people.
374	Everything.
376	Close to Williamsburg.
377	Feeling comfortable in area.
379	Mix of historic and college and tourism; small town feel.
380	The small town atmosphere along with great cultural activities.
381	Only place I've ever known, it is heaven for me.
382	Friendly people.
383	Services of the library and parks. Housing has not been dense, and would like to see more green space preserved.
384	The activities.
385	Close to everything.
389	Everything it has to offer: culture, college, house of worship, community, friendliness.
392	All the amenities available.
394	The rural aspect but close to commerce centers.
398	Williamsburg.
399	Still somewhat rural/suburban with a slower laid back lifestyle.
402	Traffic is better than northern Virginia.
406	Pretty place to live; well cared for; culturally good; overall a good place to live.
407	Rural, greenery.
408	The country offers a complete package for your lifestyle.
411	Works from home and likes peace and quiet.
413	Quiet and not over-crowded.
415	Convenience to shopping centers, restaurants; feel of large County in small County setting.
419	Many things to do, Richmond/Norfolk nearby.
420	Historical aspect of area.
421	Not quite city, but city enough while also keeping a rural aspect.
422	It is clean and safe; good roads.
423	Rural area.
426	The size.
429	The history.
430	Suburban/rural atmosphere.
436	The people are very friendly.
439	Safety.
440	People.
442	William and Mary University; having a lot of friends nearby and the overall atmosphere.
444	Great area; plenty of facilities; close to churches.
446	The environment and scenery.
447	I like the proximity to Jamestown and Colonial Williamsburg and the historical aspect.
448	A lot of opportunities; college programs, entertainment, historical factors.
452	The lack of congestion where I live, though the population has tripled while I lived here. It is hit a point where it can't get any bigger. The housing prices are now too high so the planning was bad on that. There are many unoccupied dwellings now.
453	Colonial Williamsburg, the historical aspect.
455	It is safe.
459	The rural feel with close proximity to neighbors.

Q30. Continued.

<u>Respondent#</u>	<u>Response</u>
462	The people.
467	Accessibility and safety.
471	Great resources, both natural and county resources.
472	The elderly home that he and his wife reside in.
474	Nice place to live.
475	There are a lot more available activities than there used to be.
478	The location.
488	It is relatively safe to live in the area and it is not a far commute to William and Mary.
489	James City County will do whatever they have to do to make sure it doesn't look like an inner city like Richmond and other areas close by.
490	Location.
493	Not a high crime rate.
494	The schools.
500	Clean, landscaping is nice, and safe.
503	The things available here.
505	It is beautiful and clean and quiet. People are nice and I feel safe.
507	Is not too crowded.
508	Colonial Williamsburg.
509	Beautiful place with parks and lots of things to do. William & Mary; kayaking; theater; summer programs; and outdoor concerts.
511	The weather.
514	Rural aspect and proximity to interesting cultural attractions.
518	Small town but has everything.
522	Safety.
525	Economically beneficial, parks and recreation are great.
534	The kind people, It is a friendly place.
535	The taxes.
543	Peacefulness and the aspect that everything is within close proximity.
545	It is quiet and safe. Lots of trees in a rural setting.
551	Quiet, but still close to a lot of conveniences.
555	Like the area--James River, historic sites, national parks, Colonial Williamsburg.
557	It is quiet.
558	Close proximity to family.
569	Location.
570	Feel secure.
572	History; easy commute; education and colleges.
574	Feels very safe, nice environment. Board of Supervisors is very good and represents the community well.
575	Nice and quiet.
577	Quietness. It is still rural where I live, not built up like Newport News and Hampton.
578	The rural parts of the County.
579	The spacious environment and the green development.
582	Quiet place to live. Leadership changes would make it better.
583	Safety; variety of people from different backgrounds; small towns.
584	The people; the historical features; feel safe; overall nice place.
585	Opportunities for recreation and cultural events, sports.
586	The open space and rural aspect of the community.
587	Good County.

Q30. Continued.

<u>Respondent#</u>	<u>Response</u>
588	Likes rural area.
591	The various activities.
592	Just enjoy the area in every aspect of it.
593	Location; colonial Williamsburg; historical.
594	Love the neighborhood; it is quiet, almost rural.
597	The residential areas and the fact that is not too built up.
599	Convenient location to interstate and local businesses.
600	Very safe, peaceful.
601	Quiet, rural area.
604	Peace of mind.
605	Excellent school system; very pretty; shopping is great; and a lot of activities and recreational events.
611	Nice area and climate; town; facilities.
614	The ruralness of it.
619	The rural area that I live in.
620	Small enough to be able to take advantage of available services without traveling great distance.
621	I feel safe.
628	Comfortable.
630	Convenient place for leisure, activities and shopping. Well maintained.
634	Access to so many recreational activities and museums and everything.
647	No traffic.
662	The rural feel of the community while not being too far from the commercial side and needs of the citizens.
663	Services provided.
666	The fresh air; no crowding; no one really bother others; quiet.
667	The safety; education system; the peace and quiet in the community.
671	Peace and quiet.
673	Many services the County provides. She lives in a retirement home where they own their homes and she really enjoys it.
674	Safe and well run.
675	Nice environment to retire and join organizations.
677	Parks and recreation.
685	Security and quiet.
686	Location, the people.
689	Free from urban businesses.
693	I think it is very beautiful. I think the commercial areas are good, I mean you can find anything you need in the County. It seems well planned, not congested, it is just very pleasant. People are very polite; it is lovely as far as I'm concerned.
694	Colonial Williamsburg.
697	Still feels like a small town.
704	It is a small type of place.
707	Combination of being a rural/suburban atmosphere where everything you need is close by but not at your doorstep.
708	The people.
710	The access to so many historically significant places and outdoor areas.
712	Convenience of everything.
714	Community, small town feel.

Q30. Continued.

<u>Respondent#</u>	<u>Response</u>
718	Quietness.
719	The local area.
720	Enjoy being out of city environment, feel very safe.
721	It is a good safe place to live.
736	Really quiet.
744	It is home. Slower pace than other places; likes the privacy; shopping is nice; get the benefits that the tourists get.
746	Quiet and peaceful.
747	People and the environment.
748	The area and small town feel.
749	Security- police watch streets consistently, very calm, when 911 is called very quick response (about 5 minutes).
754	The rural nature of the County.
756	Safety.
759	Ruralness, natural land.
767	Variety of activities, historical town, colleges, nice area, great schools.
769	Location.
770	I like everything!
773	Quiet.
775	Colonial/historical area.
778	A lot of childhood memories from growing up there.
780	The weather.
784	Everything in general, slower pace.
787	It is the right place for me at the current time.
790	Friends.
793	Weather, educational/medical opportunities.
796	History and it is beautiful.
799	Location.
800	People.
802	Homey and friendly feeling, easy to navigate.
804	Small friendly town.
811	The location.
812	Accessibility to historical sites, tourism, and dining.
813	Convenience; order/structure; pleasantness of people.
817	Recreational opportunities and the schools.
819	The lower taxes and services provided. It is comfortable.
821	Weather! Quiet and safe.
824	Remoteness, rural areas, peaceful.
825	Growth of the County.
828	Safe.
831	It is a wholesome place to live.
841	It is like a small home town with a good vibe.
842	Been here all my life; grew up here; have four kids that have all been safely through the educational system. There's plenty to do.
843	Always something to do; the history; very quiet.
845	Not so crowded.
846	Privacy.
847	Williamsburg area; great library; nice people.

Q30. Continued.

<u>Respondent#</u>	<u>Response</u>
848	The access to the recreational options; the historical aspect; and the weather.
855	The quietness of the community in addition to the rural aspect of the County.
857	The people.
859	Family heritage.
865	Environment, people, size.
869	Beautiful place with a lot of history and a lot of good people. Don't muck it up.
870	Quality of life.
871	Trees.
875	Size.
879	Quiet, low traffic, good place to live, solitude, pleasant neighbors.
883	Nice and quiet, close to things needed.
885	Facilities, library system, good schools.
892	The lack of traffic.
893	Schools, low crime, nice area.
895	Like the large lots of land for homes and the privacy that comes with it. Also the diversity of the County in terms of urban and rural lands.
896	Small town atmosphere.
898	Good location.
903	Not in DC! I like being out where we are; It is peaceful but accessible to campus and recreation center. Very convenient. I love historical sites and Busch Gardens.
918	Goods and services.
919	Surrounded by beautiful land, Williamsburg.
923	Quiet, low crime and no violence. Children can play at their liberty and the schools are good.
926	Very satisfied with everything, surroundings and people.
927	Peaceful.
933	Beautiful area; access to history and higher education through William and Mary; nearby waterways provide beautiful vistas; good seafood; housing prices are fairly good--relative to the different areas; attractive housing, nice land.
940	It is wholesome, and safe; a good place to raise a family.
941	I like the rural nature and lack of traffic; I moved here from DC and wanted to get away. It is night and day! I like the low cost of living here.
943	The willingness to preserve the natural environment around the community.
945	Peaceful.
948	It feels safe and there are a lot of historical opportunities.
950	I like my location where I am. I have access to everything, the recreation center, the school, my job, the grocery store, everything. I just like the location.
951	Small-town feeling.
952	Peace and quiet of the Chickahominy River. Likes the wetlands.
956	Quiet and I like the slow pace and no rush. Nice and slow.
957	Tax structure.
959	The safety of the County.
971	It has a rural feel with many suburban amenities and close proximity and urban areas.
972	Cultural benefits, attractive.
975	Low tax rates, safe environment, local and cultural history and attractions and outdoor activities.
980	It is beautiful a natural feel to it.
981	Location.

Q30. Continued.

<u>Respondent#</u>	<u>Response</u>
982	Great place to raise a family.
984	The weather.
985	Small town feeling.
986	The lifestyle overall.
988	Security and education.
990	Like the proximity to history.
991	The opportunities in colonial Williamsburg.
992	All the water in the area.
995	The beauty.
998	Friendly and safe environment.
1000	The environment and convenience of local stores; good security; good churches.
1004	Just like the environment.
1005	A really nice place to live with nice services and school systems. There are also great tourist attractions that draw people to come visit a great location within the state of Virginia.
1006	College; activities at the college; basketball, baseball; downtown colonial Williamsburg.
1007	The openness in the rural area.
1008	Freedom.
1010	Great place to live, quality of life is amazing.
1014	The size of the County and what is available for shopping.
1016	Nice safe place.
1021	Her location.
1022	Safe County to live.
1024	The outdoor environment, the schools and colleges, friendly people.
1026	The country.
1028	Charming area.
1031	Provides a safe environment.
1032	Small community feel.
1033	It is government, a great County and that's compared to many other places.
1036	Safety; beautiful County; rural area is beautiful.
1038	Quiet.
1041	Rural living.
1043	Small town, close to big cities.
1045	Very civil place to live, people are nice.
1048	Feel safe.
1050	Overall location.
1051	Small.
1053	Convenience to shops.
1058	Location.
1062	Small and safe.
1064	Family is here.
1065	Nice mix of rural and developed land with a very easy-going lifestyle.
1066	Quiet.
1067	This is home and she likes it.
1068	Safety.
1071	Roadways and public places are well maintained good response from the local DMV. It is a safe place to live.
1072	Social.

Q30. Continued.

<u>Respondent#</u>	<u>Response</u>
1073	Good place to raise a family.
1079	Peace and quiet.
1097	It is beautiful.
1098	Ease of getting to shopping centers or grocery stores--very easily accessible with Rt. 199; colonial Williamsburg is well maintained, adding to beauty of area.
1099	Busch Gardens and dancing classes.
1101	Lack of large industry. Rural communities; colonial Williamsburg-the historical area; wonderful parks, just a lot of really nice parks and recreation spaces. And the nice thing is that we don't have a large commercial community. We have Busch Gardens and the industrial park on the other end. The rest is nice and rural and residential, just a wonderful place to live.
1107	Still has trees but it is becoming more like a city which I don't like.
1108	People there.
1110	Access to nature.
1111	Nice and peaceful environment.
1113	There's still farmland and lots of outdoor activities for the children as well as a sense of community.
1118	Sense of community, access to events.
1120	Best of both worlds; beauty of the land and the community atmosphere. A small town with a lot of amenities.
1122	Quiet.
1124	Historic and colonial atmosphere.
1125	Love Williamsburg in general; generally speaking it is a very comfortable place to live.
1129	Convenience and size (not too large.)
1131	Proximity to Williamsburg historical district; rural feel and open spaces.
1133	Very peaceful, quiet.
1134	Rural and safe.
1141	Semi rural, not too congested.
1143	Like the area--clean, open.
1144	Good County to live in.
1150	It is not too big and pleasant to live in. Less retail spaces.
1151	The educational system is nice.
1152	The quiet environment.
1153	The central location.
1161	We have a wonderful fire department; my husband was sick and they would take great care of him.
1163	Being around the colonial area and it is beautiful.
1164	Rural areas - larger lots.
1165	You can go outside and get fresh air.
1168	Just being here. Nice facilities and schools. It is the overall County.
1172	The elements that are required to provide the best quality of life in the County: the services, the university and school systems, hospitals, attractions, safety, etc.
1174	Peaceful atmosphere.
1175	How small the area is.
1178	The quiet area and location of the County.
1181	It is quiet and slower paced, more green space, and there are lots to do. Natural and tourist things to do.
1184	Nice services and really family friendly.

Q30. Continued.

<u>Respondent#</u>	<u>Response</u>
1185	It is maintained nicely.
1188	The quietness.
1191	Rural nature.
1192	Everything.
1195	The parks and places to take walks.
1197	Aesthetics or beauty of the County.
1198	Wonderful place, safe, and beautiful atmosphere and the historic aspect of what this country has become since its origin.
1199	The country and farming aspect of the County.
1201	Nice place to live; been living there all her life.
1202	Very happy with living there.
1203	The ease of getting around.
1205	Have rules.
1206	The atmosphere.
1207	Semi-rural, small community.
1209	Open space.
1213	Space, farmland, trees, country atmosphere while still being in suburbia; peaceful, no crime, no congestion.
1214	The school system and available programs.
1221	Many things to do: bike trails, Williamsburg.
1225	It is small and quiet.
1228	Peace and quiet.
1229	Calm place to live.
1238	Close proximity.
1241	The weather; resort area; has many services and activities.
1249	Community center, parks.
1252	Inexpensive cost of living, laid-back atmosphere, nice community.
1253	Great County to raise children.
1254	The history and beauty.
1259	The space; don't have worry about any crimes.
1260	The historic areas.
1265	Quiet and nice location.
1272	Nature.
1273	Privacy and safety; closeness to different towns.
1276	Variety of programs.
1281	It is not too crowded, open and quieter.
1283	The history and nature.
1287	It is quiet, clean, and safe.
1288	Like that there are lots of greens, landscaping of the area.
1291	Everything is close by and within reach.
1292	History and nature.
1294	The city is too busy--the County is more relaxed.
1295	So natural with the greenery and trees.
1296	The school system.
1298	It is peaceful and quiet.
1301	Area, rural, history.
1308	Security, safety, rural.
1315	It is diversity between the farmland and the water.

Q30. Continued.

<u>Respondent#</u>	<u>Response</u>
1317	Good place to live overall.
1322	More rural than where she moved from.
1323	Quiet.
1327	Convenience.
1328	Schools, parks, taxes.
1329	Beautiful area, lots of opportunities.
1330	Not overly populated.
1332	Diversity.
1333	It is pretty.
1335	Environment, safety.
1339	Safe environment.
1340	The organization and emphasis on keeping it clean and attractive. Maintains good shape and is a comfortable place to live.
1342	Nice and clean; citizens are very nice; County is taken care of; great school system; great place to live.
1344	Safety, schools.
1346	Facilities.
1351	School systems.
1358	Overall sense of security.
1359	People; the diversity of people; most of them have grown up here and are raising families here.
1360	Rural feeling.
1364	Used to be rural.
1368	The peace and serenity and lack of congestion, the security, the fire and rescue services, along with great shopping and retail stores. Overall loves the proximity of the living and social aspects of the County.
1369	It is very clean and safe.
1370	Nice small county, location.
1371	Access to many things; quiet.
1373	Peaceful; not very much crime compared to Virginia Beach, Newport News.
1374	I grew up here so it feels like home. There is a variety of things to do.
1375	She lives in the woods.
1379	Low crime, the history of the County, and the tourist attractions in the local and surrounding area.
1380	Everything is pretty local.
1381	The rural aspect.
1384	Lots of tourism and good weather.
1391	The upkeep of the County and the hometown feel.
1394	The availability of culture and community.
1396	The people and not completely urbanized.
1398	Environment and history and culture and safety.
1399	Inexpensive.
1403	Majority of the employees working for the County really care about the County.
1411	Overall, very high quality of life and safety.
1414	No traffic.
1416	Quiet; lot of good cities close by; people.
1417	No traffic.
1419	Love seeing the families and kids happy.

Q30. Continued.

<u>Respondent#</u>	<u>Response</u>
1428	Everything.
1431	The government.
1432	It is comfortable, has everything I need.
1435	Very fair tax base and the opportunities for families are excellent in terms of wonderful housing and communities.
1436	The people.
1437	The rural aspect and the urban aspect.
1439	It is quiet and a nice place to raise children.
1442	The school system is pretty good and the quiet aspect of the County.
1444	It is quiet.
1445	Convenient location, nice place to live.
1447	Quiet and safe.
1451	Relatively rural County close to Richmond and Newport News.
1457	Safe and it is attractive.
1459	Next to Williamsburg.
1461	Quality of schools; a lot of cultural dimensions; low crime, and safety.
1462	Nice, safe.
1469	Have enough land around her, not houses on top of each other.
1470	Easy access to facilities.
1472	It is quiet; good place to raise a family. Not the worst place, but not the best place; an ok place to live.
1474	Bike trails; parks; libraries; Williamsburg is so close. General feel of small town!
1478	The people around town.
1479	Nice place to be.
1484	I like the area; location between big cities.
1487	Peaceful.
1488	Being out of DC.
1489	Nice place to raise family; safe; good schools; friendly; plenty of resources.
1491	Police.
1499	Good balance of residential life, commercial life and education opportunities.
1503	Closeness of family.
1505	Bike trails.
1510	Convenience to many places.
1512	Nice but boring.
1518	Weather.
1519	Hiking, fishing, and camping.
1521	It is a nice area.
1524	Atmosphere; parks; recreation; educational.
1525	Everything that is offered.
1526	Slower pace, laid-back area.

Q31oth. Do you consider yourself to be White, African American or Black, Asian, Hispanic or Latino, or a member of some other group?

<u>Respondent#</u>	<u>Response</u>
110	South Asian.
119	Caucasian.
218	Scottish, American Indian.

Q31oth. Continued.

<u>Respondent#</u>	<u>Response</u>
269	Caucasian.
299	Irish.
338	Biracial.
488	German.
1033	Human/earthling.
1120	Italian American.
1287	White and Filipino.
1291	Pacific Islander.
1440	Irish/Indian.
1484	European American.